

Strategy Tester Report

OANDATMS-MT5 (Build 5800)

Settings

Expert: **AHS_Main**

Symbol: **US100.pro**

Period: **M15 (2020.01.01 - 2026.04.23)**

Inputs: **input group #1=**

Inp_MagicNumber=7000001

Inp_MaxTotalPositions=10

Inp_Cooldown_Seconds=60

Inp_Manage_Manual_Trades=true

input group #2=

Inp_Capital_Mode=0

Inp_WeeklyCompound_Enable=true

Inp_Compound_Freq=2

Inp_Fixed_Capital_Amount=10000.0

InpMaxTotalMarginPercent=100.0

Inp_Risk_Percent_Per_Trade=0.001

Inp_Pyramid_Multiplier=10

Inp_Pyramid_Max_Lots=10

Inp_Pyramid_OnlyProfitable=true

input group #3=

Inp_Daily_Loss_HardLimit=50

Inp_Drawdown_FreezeLimit=1

Inp_Daily_Target_Profit=10

input group #4=

Inp_Equity_TSL_Trigger=5.0

Inp_Equity_TSL_Buffer=0.2

input group #5=

Inp_Virtual_SL_Percent=50

input group #6=

Inp_Hours_Monday=00:00-19:00

Inp_Hours_Tuesday=00:00-19:00

Inp_Hours_Wednesday=00:00-19:00

Inp_Hours_Thursday=00:00-19:00

Inp_Hours_Friday=00:00-19:00

input group #7=

Inp_EOD_Enable=false

Inp_EOD_Time_Friday=20:29

Inp_EOD_Time_OtherDays=20:29
input group #8=
Inp_News_Filter_Enable=true
Inp_News_Mins_Before=30
Inp_News_Mins_After=5
Inp_News_Block_High=true
Inp_News_Block_Mid=true
input group #9=
Inp_Muzzle_Enable=true
Inp_Muzzle_Min_Candle_Body=150
Inp_Muzzle_CCI_Block_Level=250
Inp_Muzzle_Channel_Points_Up=5000
Inp_Muzzle_Channel_Points_Down=0
input group #10=
Inp_Impulse_TF=1
Inp_Impulse_Enable=true
Inp_Impulse_Velocity=0.005
Inp_Impulse_RangeMult=2.0
Inp_Impulse_ATRMult=2.0
Inp_Impulse_VolMult=1.5
Inp_Impulse_AvgPeriod=20
Inp_Impulse_Cooldown_Mins=15
Inp_Impulse_Min_Range_Points=50
input group #11=
Inp_Channel_Enable=true
Inp_Channel_Update_Hours=120
Inp_Channel_Points_Up=20000
Inp_Channel_Points_Down=5000
input group #12=
Inp_Macro_TF=16385
Inp_Macro_Enable=true
Inp_Macro_Min_Alignment_Percent=70
Inp_Macro_Use_AAPL=true
Inp_Macro_Sym_AAPL=AAPL_CFD.US
Inp_Macro_Weight_AAPL=8.0
Inp_Macro_Use_MSFT=true
Inp_Macro_Sym_MSFT=MSFT_CFD.US
Inp_Macro_Weight_MSFT=8.0
Inp_Macro_Use_NVDA=true
Inp_Macro_Sym_NVDA=NVDA_CFD.US
Inp_Macro_Weight_NVDA=10
Inp_Macro_Use_AMZN=true

Inp_Macro_Sym_AMZN=AMZN_CFD.US
Inp_Macro_Weight_AMZN=5.0
Inp_Macro_Use_META=true
Inp_Macro_Sym_META=META_CFD.US
Inp_Macro_Weight_META=5.0
Inp_Macro_Use_GOOGL=true
Inp_Macro_Sym_GOOGL=GOOGL_CFD.US
Inp_Macro_Weight_GOOGL=5.0
Inp_Macro_Use_TSLA=true
Inp_Macro_Sym_TSLA=TSLA_CFD.US
Inp_Macro_Weight_TSLA=2
Inp_Macro_Use_AVGO=true
Inp_Macro_Sym_AVGO=AVGO_CFD.US
Inp_Macro_Weight_AVGO=4.0
Inp_Macro_Use_COST=true
Inp_Macro_Sym_COST=COST_CFD.US
Inp_Macro_Weight_COST=3.0
Inp_Macro_Use_NFLX=true
Inp_Macro_Sym_NFLX=NFLX_CFD.US
Inp_Macro_Weight_NFLX=2.0
Inp_Macro_Use_PEP=true
Inp_Macro_Sym_PEP=PEP_CFD.US
Inp_Macro_Weight_PEP=2.0
Inp_Macro_Use_CSCO=true
Inp_Macro_Sym_CSCO=CSCO_CFD.US
Inp_Macro_Weight_CSCO=2.0
Inp_Macro_Use_TMUS=true
Inp_Macro_Sym_TMUS=TMUS_CFD.US
Inp_Macro_Weight_TMUS=2.0
Inp_Macro_Use_ADBE=true
Inp_Macro_Sym_ADBE=ADBE_CFD.US
Inp_Macro_Weight_ADBE=1.0
Inp_Macro_Use_AMD=true
Inp_Macro_Sym_AMD=AMD_CFD.US
Inp_Macro_Weight_AMD=1.0
Inp_Macro_Use_BTC=true
Inp_Macro_Sym_BTC=BTCUSD
Inp_Macro_Weight_BTC=10.0
Inp_Macro_Use_GOLD=true
Inp_Macro_Sym_GOLD=GOLD.pro
Inp_Macro_Weight_GOLD=10.0
Inp_Macro_Use_EURUSD=true

Inp_Macro_Sym_EURUSD=EURUSD.pro
Inp_Macro_Weight_EURUSD=10.0
Inp_Macro_Use_AUDJPY=true
Inp_Macro_Sym_AUDJPY=AUDJPY.pro
Inp_Macro_Weight_AUDJPY=10.0
input group #13=
Inp_Block_Enable=true
Inp_Block_TF=15
Inp_Block_RSI_Max=75.0
Inp_Block_RSI_Min=25.0
Inp_Block_CCI_Level=130
input group #14=
Inp_Filter_Enable=false
Inp_Filter_TF=5
Inp_Filter_ATR_Period=5
Inp_Filter_MinATR_Night=5.0
Inp_Filter_MinATR_Day=14.0
Inp_Filter_Min_ADX=25.0
Inp_Filter_ADX_Period=14
Inp_Filter_Min_Vol_Ratio=0.1
input group #15=
Inp_MTF_Filter_Enable=false
Inp_MTF_TF1=5
Inp_MTF_TF2=15
Inp_MTF_TF3=30
Inp_MTF_TF4=16385
Inp_MTF_Min_Score=2
input group #16=
Inp_E_ADX_TF=15
Inp_E_Use_ADX_MA_Filter=true
Inp_E_ADX_Period=14
Inp_E_ADX_MA_MinLevel=30.0
Inp_E_ADX_DI_MinLevel=20
Inp_E_ADX_DI_Diff=20
Inp_E_ADX_BlockOnFallingDiff=true
Inp_E_ADX_FallingDiff_Tolerance=5.0
Inp_E_MA_Trend_Period=50
Inp_E_MA_Trend_Method=1
Inp_E_MA_Shift_Delta=5
input group #17=
Inp_Filter_3Candles_TF=5
Inp_Filter_3Candles_Enable=true

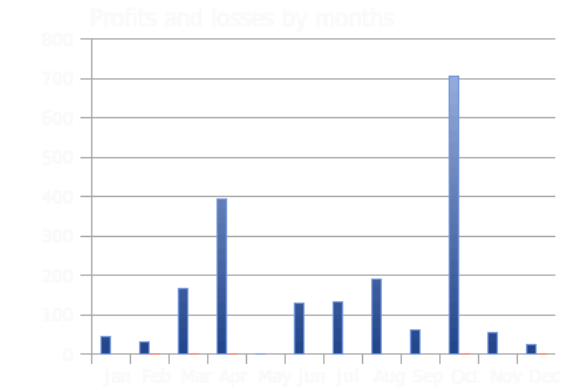
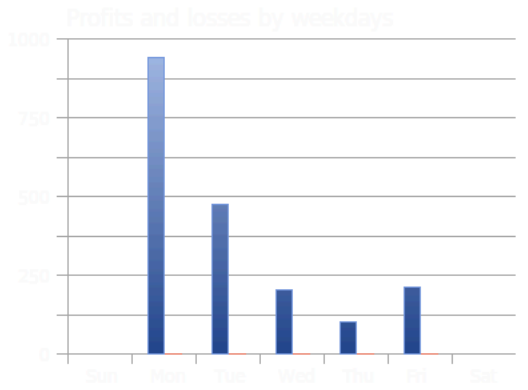
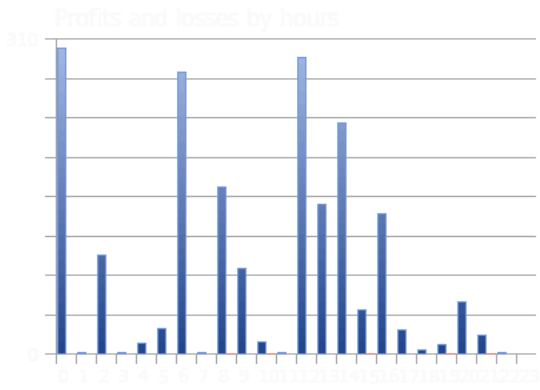
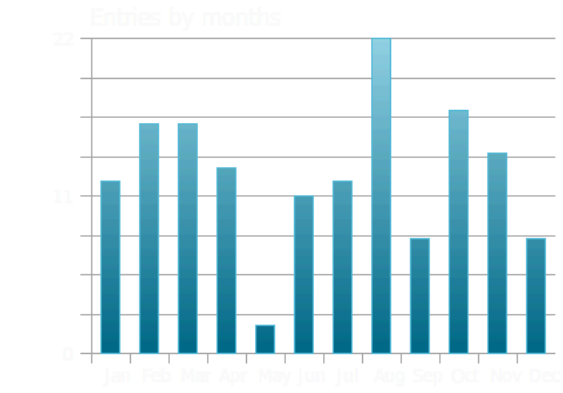
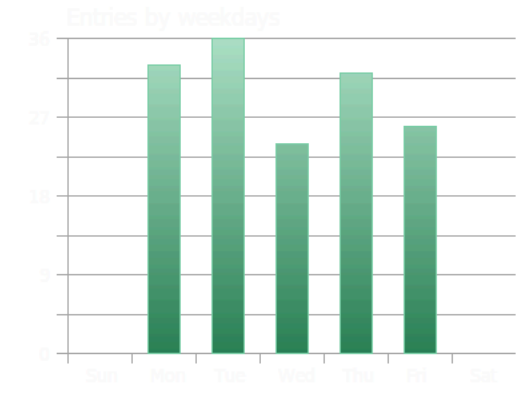
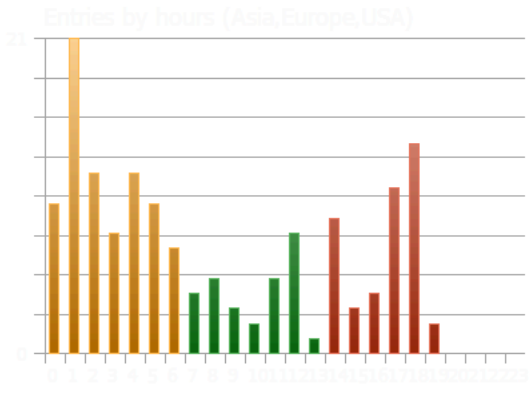
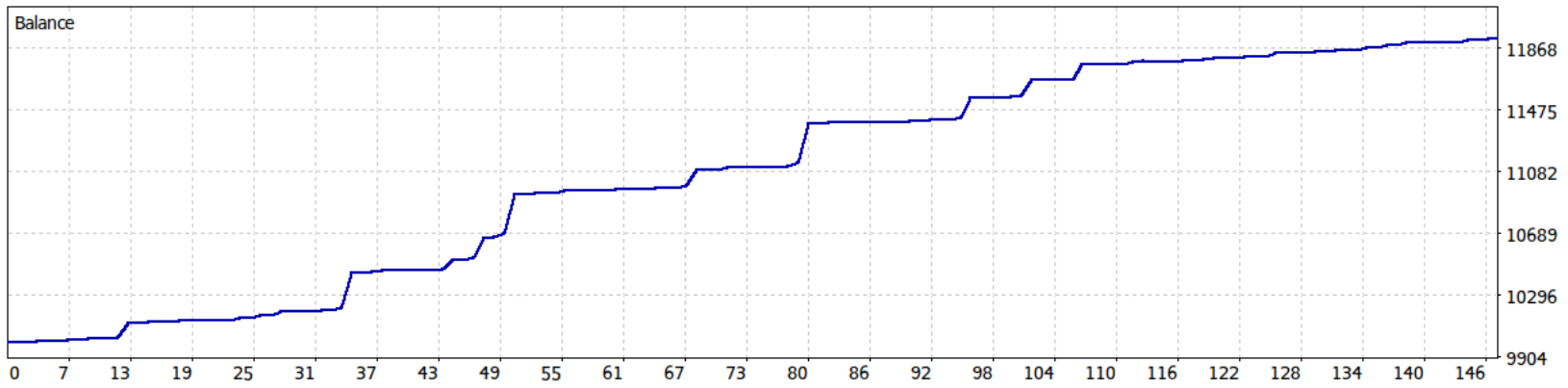
Inp_Filter_3Candles_MinBody=1
input group #18=
Inp_ManualBox_Enable=false
Inp_ManualBox_Upper=21500.0
Inp_ManualBox_Lower=19000.0
Inp_WeeklyFilter_TF=49153
Inp_WeeklyFilter_Enable=true
Inp_Fibo_TF=16408
Inp_FiboFilter_Enable=true
input group #19=
Inp_Strat_TF=5
Inp_Strat_ADX_Period=14
Inp_Strat_Min_DI_Diff=20.0
Inp_Strat_Max_Opposite_DI=25.0
Inp_Strat_Min_Candle_Body=0
input group #20=
Inp_Hard_SL_Points=100000
Inp_Hard_TP_Points=10000
input group #21=
Inp_NegBE_Enable=false
Inp_NegBE_Trigger_Points=5000
Inp_NegBE_Level_Points=-3000
input group #22=
Inp_HardBE_Enable=false
Inp_HardBE_Trigger_Points=300
Inp_HardBE_Level_Points=2000
input group #23=
Inp_E_BB_TSL_TF=1
Inp_E_UseTSL_BB=true
Inp_E_ProfitToActivateBB=500
Inp_E_BB_TSL_Period=20
Inp_E_BB_TSL_Deviation=1.7
Inp_E_BB_TSL_Floor_Points=2
input group #24=
Inp_E_BB_TP_TF=1
Inp_E_UseDynamicTP=true
Inp_E_TP_Extension_Points=500
Inp_E_BB_TP_Period=50
Inp_E_BB_TP_Deviation=10.0
input group #25=
Inp_E_UseProfitLock=true
Inp_E_PL_Trigger_Points=500

Inp_E_PL_TSL_Points=200
input group #26=
InpPanelHeaderFontSize=10
InpPanelContentFontSize=9
InpShowPositionsOnPanel=false

Company: **OANDA TMS Brokers S.A.**
Currency: **USD**
Initial Deposit: **10 000.00**
Leverage: **1:20**

Results

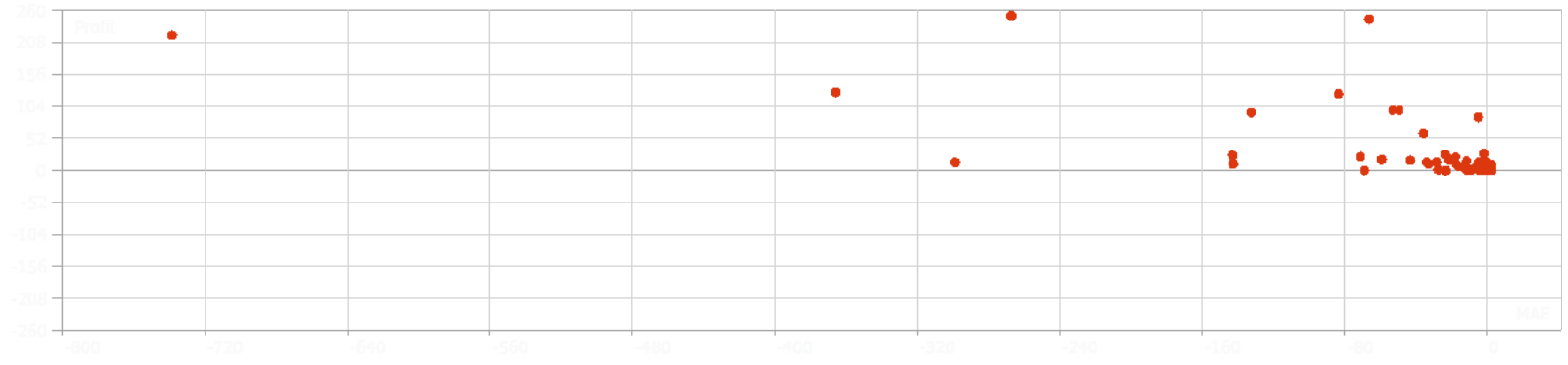
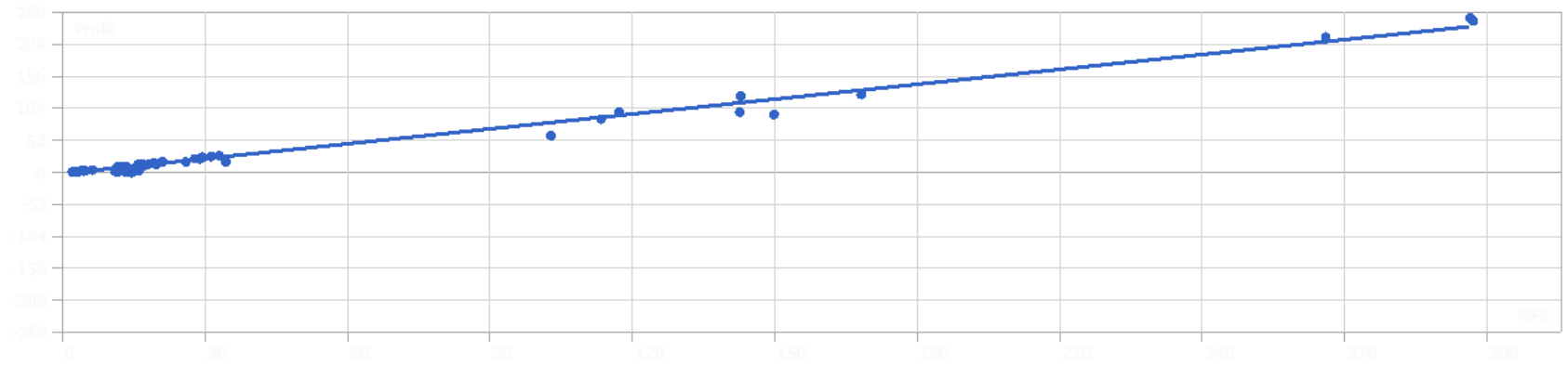
| | | | | | |
|-------------------|-----------------------|-------------------------------------|---------------------|-----------------------------------|-----------------------|
| History Quality: | 99% real ticks | Ticks: | 763668553 | Symbols: | 1 |
| Bars: | 147175 | Balance Drawdown Absolute: | 0.00 | Equity Drawdown Absolute: | 615.69 |
| Total Net Profit: | 1 929.09 | Balance Drawdown Maximal: | 0.45 (0.00%) | Equity Drawdown Maximal: | 899.77 (8.75%) |
| Gross Profit: | 1 929.76 | Balance Drawdown Relative: | 0.00% (0.45) | Equity Drawdown Relative: | 8.75% (899.77) |
| Gross Loss: | -0.67 | | | | |
| Profit Factor: | 2 880.24 | Expected Payoff: | 12.78 | Margin Level: | 108.83% |
| Recovery Factor: | 2.14 | Sharpe Ratio: | 2.25 | Z-Score: | 1.13 (73.73%) |
| AHPR: | 1.0012 (0.12%) | LR Correlation: | 0.98 | OnTester result: | 0 |
| GHPR: | 1.0012 (0.12%) | LR Standard Error: | 133.24 | | |
| Total Trades: | 151 | Short Trades (won %): | 45 (95.56%) | Long Trades (won %): | 106 (94.34%) |
| Total Deals: | 302 | Profit Trades (% of total): | 143 (94.70%) | Loss Trades (% of total): | 8 (5.30%) |
| | | Largest profit trade: | 251.00 | Largest loss trade: | -0.32 |
| | | Average profit trade: | 13.49 | Average loss trade: | -0.08 |
| | | Maximum consecutive wins (\$): | 50 (814.23) | Maximum consecutive losses (\$): | 1 (-0.32) |
| | | Maximal consecutive profit (count): | 814.23 (50) | Maximal consecutive loss (count): | -0.32 (1) |
| | | Average consecutive wins: | 16 | Average consecutive losses: | 1 |



Correlation (Profits,MFE): **0.99**

Correlation (Profits,MAE): **-0.69**

Correlation (MFE,MAE): **-0.6846**



Minimal position holding time:

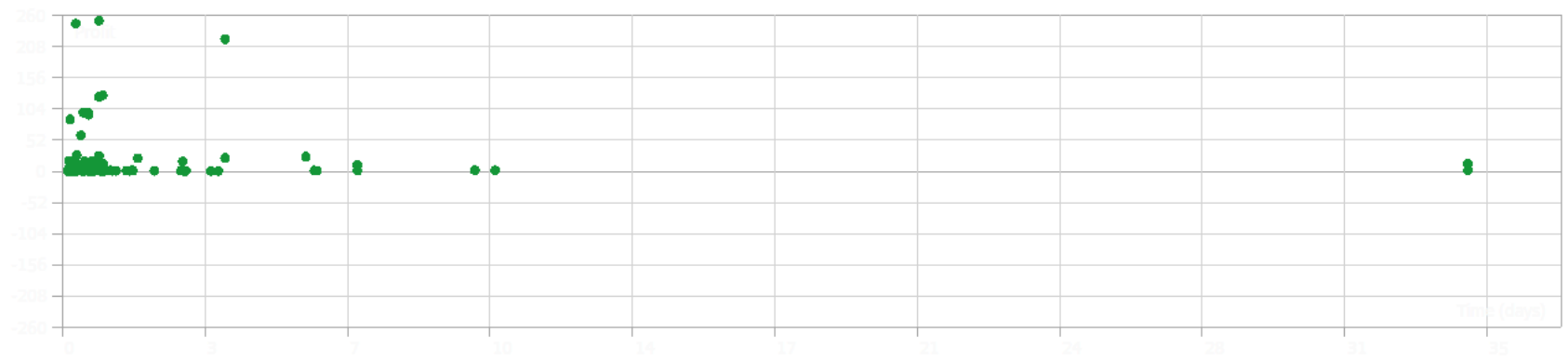
0:07:28

Maximal position holding time:

825:46:50

Average position holding time:

32:26:28



Orders

| Open Time | Order | Symbol | Type | Volume | Price | S / L | T / P | Time | State | Comment |
|---------------------|-------|-----------|------|---------------|-------|---------|---------|---------------------|--------|---------------|
| 2020.02.27 05:45:00 | 2 | US100.pro | sell | 0.001 / 0.001 | 0.0 | 18713.8 | 7713.8 | 2020.02.27 05:45:00 | filled | Smart DI SELL |
| 2020.02.27 15:19:29 | 3 | US100.pro | buy | 0.001 / 0.001 | 0.0 | | | 2020.02.27 15:19:29 | filled | sl 8678.7 |
| 2020.06.16 14:45:00 | 4 | US100.pro | buy | 0.001 / 0.001 | 0.0 | 3.3 | 11003.3 | 2020.06.16 14:45:00 | filled | Smart DI BUY |
| 2020.06.17 19:19:39 | 5 | US100.pro | sell | 0.001 / 0.001 | 0.0 | | | 2020.06.17 19:19:39 | filled | sl 10044.1 |
| 2020.07.01 16:10:00 | 6 | US100.pro | buy | 0.001 / 0.001 | 0.0 | 182.7 | 11182.7 | 2020.07.01 16:10:00 | filled | Smart DI BUY |
| 2020.07.01 16:11:00 | 7 | US100.pro | buy | 0.01 / 0.01 | 0.0 | 184.6 | 11184.6 | 2020.07.01 16:11:00 | filled | MTF BUY |
| 2020.07.01 17:26:31 | 8 | US100.pro | sell | 0.001 / 0.001 | 0.0 | | | 2020.07.01 17:26:31 | filled | sl 10217.8 |
| 2020.07.01 17:26:31 | 9 | US100.pro | sell | 0.01 / 0.01 | 0.0 | | | 2020.07.01 17:26:31 | filled | sl 10217.8 |
| 2020.07.09 00:15:00 | 10 | US100.pro | buy | 0.001 / 0.001 | 0.0 | 684.7 | 11684.7 | 2020.07.09 00:15:00 | filled | Smart DI BUY |
| 2020.07.09 14:59:16 | 11 | US100.pro | sell | 0.001 / 0.001 | 0.0 | | | 2020.07.09 14:59:16 | filled | sl 10728.1 |
| 2020.08.14 01:45:00 | 12 | US100.pro | buy | 0.001 / 0.001 | 0.0 | 1207.4 | 12207.4 | 2020.08.14 01:45:00 | filled | Smart DI BUY |
| 2020.08.17 16:11:37 | 13 | US100.pro | sell | 0.001 / 0.001 | 0.0 | | | 2020.08.17 16:11:37 | filled | sl 11254.7 |
| 2020.08.20 01:15:00 | 14 | US100.pro | sell | 0.001 / 0.001 | 0.0 | 21310.5 | 10310.5 | 2020.08.20 01:15:00 | filled | Smart DI SELL |
| 2020.08.20 01:16:02 | 15 | US100.pro | sell | 0.01 / 0.01 | 0.0 | 21309.0 | 10309.0 | 2020.08.20 01:16:02 | filled | MTF SELL |
| 2020.08.20 04:07:55 | 16 | US100.pro | buy | 0.001 / 0.001 | 0.0 | | | 2020.08.20 04:07:55 | filled | sl 11264.2 |
| 2020.08.20 04:07:55 | 17 | US100.pro | buy | 0.01 / 0.01 | 0.0 | | | 2020.08.20 04:07:55 | filled | sl 11264.2 |
| 2020.08.28 02:00:00 | 18 | US100.pro | buy | 0.001 / 0.001 | 0.0 | 1969.7 | 12969.7 | 2020.08.28 02:00:00 | filled | Smart DI BUY |
| 2020.08.31 01:13:37 | 19 | US100.pro | sell | 0.001 / 0.001 | 0.0 | | | 2020.08.31 01:13:37 | filled | sl 12024.6 |
| 2020.08.31 01:25:06 | 20 | US100.pro | buy | 0.001 / 0.001 | 0.0 | 2032.0 | 13032.0 | 2020.08.31 01:25:06 | filled | Smart DI BUY |
| 2020.08.31 01:26:06 | 21 | US100.pro | buy | 0.01 / 0.01 | 0.0 | 2032.5 | 13032.5 | 2020.08.31 01:26:06 | filled | MTF BUY |
| 2020.08.31 01:30:00 | 22 | US100.pro | buy | 0.1 / 0.1 | 0.0 | 2035.8 | 13035.8 | 2020.08.31 01:30:00 | filled | Smart DI BUY |
| 2020.08.31 02:58:53 | 23 | US100.pro | sell | 0.001 / 0.001 | 0.0 | | | 2020.08.31 02:58:53 | filled | sl 12078.7 |
| 2020.08.31 02:58:53 | 24 | US100.pro | sell | 0.01 / 0.01 | 0.0 | | | 2020.08.31 02:58:53 | filled | sl 12078.7 |
| 2020.08.31 02:58:53 | 25 | US100.pro | sell | 0.1 / 0.1 | 0.0 | | | 2020.08.31 02:58:53 | filled | sl 12078.7 |
| 2020.09.09 18:20:00 | 26 | US100.pro | buy | 0.001 / 0.001 | 0.0 | 1416.5 | 12416.5 | 2020.09.09 18:20:00 | filled | Smart DI BUY |
| 2020.09.09 18:45:00 | 27 | US100.pro | buy | 0.01 / 0.01 | 0.0 | 1440.6 | 12440.6 | 2020.09.09 18:45:00 | filled | Smart DI BUY |
| 2020.09.09 19:18:02 | 28 | US100.pro | sell | 0.001 / 0.001 | 0.0 | | | 2020.09.09 19:18:02 | filled | sl 11443.9 |
| 2020.09.10 15:30:19 | 29 | US100.pro | sell | 0.01 / 0.01 | 0.0 | | | 2020.09.10 15:30:19 | filled | sl 11493.6 |
| 2020.10.01 12:30:01 | 30 | US100.pro | buy | 0.001 / 0.001 | 0.0 | 1563.2 | 12563.2 | 2020.10.01 12:30:01 | filled | Smart DI BUY |
| 2020.10.09 15:24:39 | 31 | US100.pro | sell | 0.001 / 0.001 | 0.0 | | | 2020.10.09 15:24:39 | filled | sl 11609.5 |
| 2020.10.28 14:20:00 | 32 | US100.pro | sell | 0.001 / 0.001 | 0.0 | 21393.7 | 10393.7 | 2020.10.28 14:20:00 | filled | Smart DI SELL |
| 2020.10.28 15:34:37 | 33 | US100.pro | buy | 0.001 / 0.001 | 0.0 | | | 2020.10.28 15:34:37 | filled | sl 11262.7 |
| 2020.11.12 11:00:00 | 34 | US100.pro | buy | 0.001 / 0.001 | 0.0 | 1945.3 | 12945.3 | 2020.11.12 11:00:00 | filled | Smart DI BUY |
| 2020.11.16 00:58:14 | 35 | US100.pro | sell | 0.001 / 0.001 | 0.0 | | | 2020.11.16 00:58:14 | filled | sl 12043.0 |
| 2020.11.17 00:30:00 | 36 | US100.pro | buy | 0.001 / 0.001 | 0.0 | 2074.8 | 13074.8 | 2020.11.17 00:30:00 | filled | Smart DI BUY |
| 2020.11.25 02:01:02 | 37 | US100.pro | sell | 0.001 / 0.001 | 0.0 | | | 2020.11.25 02:01:02 | filled | sl 12142.0 |
| 2020.12.17 06:55:01 | 38 | US100.pro | buy | 0.001 / 0.001 | 0.0 | 2712.0 | 13712.0 | 2020.12.17 06:55:01 | filled | Smart DI BUY |
| 2020.12.17 15:45:05 | 39 | US100.pro | sell | 0.001 / 0.001 | 0.0 | | | 2020.12.17 15:45:05 | filled | sl 12735.2 |
| 2021.01.28 00:20:00 | 40 | US100.pro | sell | 0.001 / 0.001 | 0.0 | 22979.8 | 11979.8 | 2021.01.28 00:20:00 | filled | Smart DI SELL |
| 2021.01.28 10:04:53 | 41 | US100.pro | buy | 0.001 / 0.001 | 0.0 | | | 2021.01.28 10:04:53 | filled | sl 12965.0 |

| | | | | | | | | | | |
|---------------------|----|-----------|------|---------------|-----|---------|---------|---------------------|--------|----------------|
| 2021.01.28 18:45:00 | 42 | US100.pro | buy | 0.001 / 0.001 | 0.0 | 3368.2 | 14368.2 | 2021.01.28 18:45:00 | filled | Smart DI BUY |
| 2021.02.02 15:58:04 | 43 | US100.pro | sell | 0.001 / 0.001 | 0.0 | | | 2021.02.02 15:58:04 | filled | sl 13381.2 |
| 2021.02.10 04:20:02 | 44 | US100.pro | buy | 0.001 / 0.001 | 0.0 | 3744.2 | 14744.2 | 2021.02.10 04:20:02 | filled | Smart DI BUY |
| 2021.02.10 04:25:01 | 45 | US100.pro | buy | 0.01 / 0.01 | 0.0 | 3747.0 | 14747.0 | 2021.02.10 04:25:01 | filled | Smart DI BUY |
| 2021.02.15 00:20:56 | 46 | US100.pro | sell | 0.001 / 0.001 | 0.0 | | | 2021.02.15 00:20:56 | filled | sl 13828.9 |
| 2021.02.15 00:20:56 | 47 | US100.pro | sell | 0.01 / 0.01 | 0.0 | | | 2021.02.15 00:20:56 | filled | sl 13828.9 |
| 2021.02.19 14:15:00 | 48 | US100.pro | buy | 0.001 / 0.001 | 0.0 | 3713.9 | 14713.9 | 2021.02.19 14:15:00 | filled | Smart DI BUY |
| 2021.02.19 14:16:00 | 49 | US100.pro | buy | 0.01 / 0.01 | 0.0 | 3716.1 | 14716.1 | 2021.02.19 14:16:00 | filled | MTF BUY |
| 2021.04.09 00:01:50 | 50 | US100.pro | sell | 0.001 / 0.001 | 0.0 | | | 2021.04.09 00:01:50 | filled | sl 13780.2 |
| 2021.04.09 00:01:50 | 51 | US100.pro | sell | 0.01 / 0.01 | 0.0 | | | 2021.04.09 00:01:50 | filled | sl 13780.2 |
| 2021.09.09 01:00:00 | 52 | US100.pro | sell | 0.001 / 0.001 | 0.0 | 25599.2 | 14599.2 | 2021.09.09 01:00:00 | filled | Smart DI SELL |
| 2021.09.09 06:50:02 | 53 | US100.pro | sell | 0.01 / 0.01 | 0.0 | 25573.0 | 14573.0 | 2021.09.09 06:50:02 | filled | Smart DI SELL |
| 2021.09.09 09:15:00 | 54 | US100.pro | buy | 0.001 / 0.001 | 0.0 | | | 2021.09.09 09:15:00 | filled | sl 15571.5 |
| 2021.09.13 00:13:54 | 55 | US100.pro | buy | 0.01 / 0.01 | 0.0 | | | 2021.09.13 00:13:54 | filled | sl 15464.4 |
| 2021.09.23 09:45:00 | 56 | US100.pro | buy | 0.001 / 0.001 | 0.0 | 5250.8 | 16250.8 | 2021.09.23 09:45:00 | filled | Smart DI BUY |
| 2021.09.23 11:09:40 | 57 | US100.pro | sell | 0.001 / 0.001 | 0.0 | | | 2021.09.23 11:09:40 | filled | sl 15269.0 |
| 2022.02.07 14:00:00 | 58 | US100.pro | buy | 0.001 / 0.001 | 0.0 | 4724.9 | 15724.9 | 2022.02.07 14:00:00 | filled | Smart DI BUY |
| 2022.02.07 15:49:06 | 59 | US100.pro | sell | 0.001 / 0.001 | 0.0 | | | 2022.02.07 15:49:06 | filled | sl 14725.1 |
| 2022.02.18 18:00:00 | 60 | US100.pro | sell | 0.001 / 0.001 | 0.0 | 23975.2 | 12975.2 | 2022.02.18 18:00:00 | filled | Smart DI SELL |
| 2022.02.18 19:24:14 | 61 | US100.pro | buy | 0.001 / 0.001 | 0.0 | | | 2022.02.18 19:24:14 | filled | sl 13945.4 |
| 2022.02.28 08:45:00 | 62 | US100.pro | buy | 0.001 / 0.001 | 0.0 | 3994.1 | 14994.1 | 2022.02.28 08:45:00 | filled | Smart DI BUY |
| 2022.02.28 08:46:00 | 63 | US100.pro | buy | 0.01 / 0.01 | 0.0 | 4004.6 | 15004.6 | 2022.02.28 08:46:00 | filled | MTF BUY |
| 2022.02.28 10:21:06 | 64 | US100.pro | sell | 0.001 / 0.001 | 0.0 | | | 2022.02.28 10:21:06 | filled | sl 13994.3 |
| 2022.02.28 13:42:46 | 65 | US100.pro | sell | 0.01 / 0.01 | 0.0 | | | 2022.02.28 13:42:46 | filled | sl 14039.3 |
| 2022.04.12 03:50:00 | 66 | US100.pro | sell | 0.001 / 0.001 | 0.0 | 23930.0 | 12930.0 | 2022.04.12 03:50:00 | filled | Smart DI SELL |
| 2022.04.12 03:51:00 | 67 | US100.pro | sell | 0.01 / 0.01 | 0.0 | 23927.7 | 12927.7 | 2022.04.12 03:51:00 | filled | MTF SELL |
| 2022.04.12 03:52:00 | 68 | US100.pro | sell | 0.1 / 0.1 | 0.0 | 23926.2 | 12926.2 | 2022.04.12 03:52:00 | filled | 3 Candles SELL |
| 2022.04.14 22:45:07 | 69 | US100.pro | buy | 0.001 / 0.001 | 0.0 | | | 2022.04.14 22:45:07 | filled | sl 13889.1 |
| 2022.04.18 00:45:19 | 70 | US100.pro | buy | 0.01 / 0.01 | 0.0 | | | 2022.04.18 00:45:19 | filled | sl 13815.9 |
| 2022.04.18 00:45:19 | 71 | US100.pro | buy | 0.1 / 0.1 | 0.0 | | | 2022.04.18 00:45:19 | filled | sl 13815.9 |
| 2022.06.02 18:30:00 | 72 | US100.pro | buy | 0.001 / 0.001 | 0.0 | 2769.3 | 13769.3 | 2022.06.02 18:30:00 | filled | Smart DI BUY |
| 2022.06.02 20:26:11 | 73 | US100.pro | sell | 0.001 / 0.001 | 0.0 | | | 2022.06.02 20:26:11 | filled | sl 12848.6 |
| 2022.07.08 17:30:00 | 74 | US100.pro | buy | 0.001 / 0.001 | 0.0 | 2203.0 | 13203.0 | 2022.07.08 17:30:00 | filled | Smart DI BUY |
| 2022.07.08 17:35:00 | 75 | US100.pro | buy | 0.01 / 0.01 | 0.0 | 2206.3 | 13206.3 | 2022.07.08 17:35:00 | filled | Smart DI BUY |
| 2022.07.19 20:23:50 | 76 | US100.pro | sell | 0.001 / 0.001 | 0.0 | | | 2022.07.19 20:23:50 | filled | sl 12258.1 |
| 2022.07.19 20:23:50 | 77 | US100.pro | sell | 0.01 / 0.01 | 0.0 | | | 2022.07.19 20:23:50 | filled | sl 12258.1 |
| 2022.07.20 17:55:00 | 78 | US100.pro | buy | 0.001 / 0.001 | 0.0 | 2504.0 | 13504.0 | 2022.07.20 17:55:00 | filled | Smart DI BUY |
| 2022.07.21 15:00:46 | 79 | US100.pro | sell | 0.001 / 0.001 | 0.0 | | | 2022.07.21 15:00:46 | filled | sl 12520.7 |
| 2022.08.02 04:30:00 | 80 | US100.pro | sell | 0.001 / 0.001 | 0.0 | 22887.3 | 11887.3 | 2022.08.02 04:30:00 | filled | Smart DI SELL |
| 2022.08.02 12:13:56 | 81 | US100.pro | buy | 0.001 / 0.001 | 0.0 | | | 2022.08.02 12:13:56 | filled | sl 12837.6 |
| 2022.08.11 02:00:00 | 82 | US100.pro | buy | 0.001 / 0.001 | 0.0 | 3399.8 | 14399.8 | 2022.08.11 02:00:00 | filled | Smart DI BUY |
| 2022.08.11 03:31:38 | 83 | US100.pro | sell | 0.001 / 0.001 | 0.0 | | | 2022.08.11 03:31:38 | filled | sl 13445.8 |

| | | | | | | | | | | |
|---------------------|-----|-----------|------|---------------|-----|---------|---------|---------------------|--------|----------------|
| 2022.08.11 05:45:00 | 84 | US100.pro | buy | 0.001 / 0.001 | 0.0 | 3454.0 | 14454.0 | 2022.08.11 05:45:00 | filled | Smart DI BUY |
| 2022.08.11 14:33:53 | 85 | US100.pro | sell | 0.001 / 0.001 | 0.0 | | | 2022.08.11 14:33:53 | filled | sl 13464.8 |
| 2022.08.18 01:05:00 | 86 | US100.pro | sell | 0.001 / 0.001 | 0.0 | 23467.0 | 12467.0 | 2022.08.18 01:05:00 | filled | Smart DI SELL |
| 2022.08.18 01:10:00 | 87 | US100.pro | sell | 0.01 / 0.01 | 0.0 | 23464.7 | 12464.7 | 2022.08.18 01:10:00 | filled | Smart DI SELL |
| 2022.08.18 01:11:00 | 88 | US100.pro | sell | 0.1 / 0.1 | 0.0 | 23463.1 | 12463.1 | 2022.08.18 01:11:00 | filled | MTF SELL |
| 2022.08.18 09:08:55 | 89 | US100.pro | buy | 0.001 / 0.001 | 0.0 | | | 2022.08.18 09:08:55 | filled | sl 13433.1 |
| 2022.08.18 09:08:55 | 90 | US100.pro | buy | 0.01 / 0.01 | 0.0 | | | 2022.08.18 09:08:55 | filled | sl 13433.1 |
| 2022.08.18 09:08:55 | 91 | US100.pro | buy | 0.1 / 0.1 | 0.0 | | | 2022.08.18 09:08:55 | filled | sl 13433.1 |
| 2022.10.06 12:05:00 | 92 | US100.pro | sell | 0.001 / 0.001 | 0.0 | 21540.7 | 10540.7 | 2022.10.06 12:05:00 | filled | Smart DI SELL |
| 2022.10.06 12:06:00 | 93 | US100.pro | sell | 0.01 / 0.01 | 0.0 | 21538.9 | 10538.9 | 2022.10.06 12:06:00 | filled | MTF SELL |
| 2022.10.06 12:07:00 | 94 | US100.pro | sell | 0.1 / 0.1 | 0.0 | 21537.5 | 10537.5 | 2022.10.06 12:07:00 | filled | 3 Candles SELL |
| 2022.10.07 00:20:01 | 95 | US100.pro | buy | 0.001 / 0.001 | 0.0 | | | 2022.10.07 00:20:01 | filled | sl 11511.9 |
| 2022.10.07 08:48:02 | 96 | US100.pro | buy | 0.01 / 0.01 | 0.0 | | | 2022.10.07 08:48:02 | filled | sl 11473.8 |
| 2022.10.07 08:48:02 | 97 | US100.pro | buy | 0.1 / 0.1 | 0.0 | | | 2022.10.07 08:48:02 | filled | sl 11473.8 |
| 2022.10.18 01:20:00 | 98 | US100.pro | buy | 0.001 / 0.001 | 0.0 | 1200.0 | 12200.0 | 2022.10.18 01:20:00 | filled | Smart DI BUY |
| 2022.10.18 01:25:00 | 99 | US100.pro | buy | 0.01 / 0.01 | 0.0 | 1203.0 | 12203.0 | 2022.10.18 01:25:00 | filled | Smart DI BUY |
| 2022.10.18 01:50:00 | 100 | US100.pro | buy | 0.1 / 0.1 | 0.0 | 1214.5 | 12214.5 | 2022.10.18 01:50:00 | filled | Smart DI BUY |
| 2022.10.18 06:41:15 | 101 | US100.pro | sell | 0.001 / 0.001 | 0.0 | | | 2022.10.18 06:41:15 | filled | sl 11337.4 |
| 2022.10.18 06:41:15 | 102 | US100.pro | sell | 0.01 / 0.01 | 0.0 | | | 2022.10.18 06:41:15 | filled | sl 11337.4 |
| 2022.10.18 06:41:15 | 103 | US100.pro | sell | 0.1 / 0.1 | 0.0 | | | 2022.10.18 06:41:15 | filled | sl 11337.4 |
| 2022.10.18 14:15:00 | 104 | US100.pro | buy | 0.001 / 0.001 | 0.0 | 1369.1 | 12369.1 | 2022.10.18 14:15:00 | filled | Smart DI BUY |
| 2022.10.18 15:37:25 | 105 | US100.pro | sell | 0.001 / 0.001 | 0.0 | | | 2022.10.18 15:37:25 | filled | sl 11369.3 |
| 2022.12.02 02:50:00 | 106 | US100.pro | sell | 0.001 / 0.001 | 0.0 | 21999.4 | 10999.4 | 2022.12.02 02:50:00 | filled | Smart DI SELL |
| 2022.12.02 14:49:08 | 107 | US100.pro | buy | 0.001 / 0.001 | 0.0 | | | 2022.12.02 14:49:08 | filled | sl 11808.9 |
| 2022.12.09 05:15:22 | 108 | US100.pro | buy | 0.001 / 0.001 | 0.0 | 1684.5 | 12684.5 | 2022.12.09 05:15:22 | filled | Smart DI BUY |
| 2022.12.09 14:09:57 | 109 | US100.pro | sell | 0.001 / 0.001 | 0.0 | | | 2022.12.09 14:09:57 | filled | sl 11722.6 |
| 2022.12.12 11:40:00 | 110 | US100.pro | buy | 0.001 / 0.001 | 0.0 | 1598.7 | 12598.7 | 2022.12.12 11:40:00 | filled | Smart DI BUY |
| 2022.12.12 11:41:00 | 111 | US100.pro | buy | 0.01 / 0.01 | 0.0 | 1601.1 | 12601.1 | 2022.12.12 11:41:00 | filled | MTF BUY |
| 2022.12.12 21:42:04 | 112 | US100.pro | sell | 0.001 / 0.001 | 0.0 | | | 2022.12.12 21:42:04 | filled | sl 11676.4 |
| 2022.12.12 21:42:04 | 113 | US100.pro | sell | 0.01 / 0.01 | 0.0 | | | 2022.12.12 21:42:04 | filled | sl 11676.4 |
| 2022.12.13 00:40:00 | 114 | US100.pro | buy | 0.001 / 0.001 | 0.0 | 1706.2 | 12706.2 | 2022.12.13 00:40:00 | filled | Smart DI BUY |
| 2022.12.13 10:45:01 | 115 | US100.pro | sell | 0.001 / 0.001 | 0.0 | | | 2022.12.13 10:45:01 | filled | sl 11733.8 |
| 2022.12.30 14:30:00 | 116 | US100.pro | sell | 0.001 / 0.001 | 0.0 | 20907.9 | 9907.9 | 2022.12.30 14:30:00 | filled | Smart DI SELL |
| 2022.12.30 15:58:15 | 117 | US100.pro | buy | 0.001 / 0.001 | 0.0 | | | 2022.12.30 15:58:15 | filled | sl 10907.7 |
| 2023.01.11 01:15:00 | 118 | US100.pro | buy | 0.001 / 0.001 | 0.0 | 1296.8 | 12296.8 | 2023.01.11 01:15:00 | filled | Smart DI BUY |
| 2023.01.11 15:32:45 | 119 | US100.pro | sell | 0.001 / 0.001 | 0.0 | | | 2023.01.11 15:32:45 | filled | sl 11303.9 |
| 2023.01.27 17:55:00 | 120 | US100.pro | buy | 0.001 / 0.001 | 0.0 | 2200.8 | 13200.8 | 2023.01.27 17:55:00 | filled | Smart DI BUY |
| 2023.01.27 17:56:00 | 121 | US100.pro | buy | 0.01 / 0.01 | 0.0 | 2206.3 | 13206.3 | 2023.01.27 17:56:00 | filled | MTF BUY |
| 2023.01.27 20:07:17 | 122 | US100.pro | sell | 0.001 / 0.001 | 0.0 | | | 2023.01.27 20:07:17 | filled | sl 12247.7 |
| 2023.01.27 20:07:17 | 123 | US100.pro | sell | 0.01 / 0.01 | 0.0 | | | 2023.01.27 20:07:17 | filled | sl 12247.7 |
| 2023.02.20 05:15:24 | 124 | US100.pro | buy | 0.001 / 0.001 | 0.0 | 2397.6 | 13397.6 | 2023.02.20 05:15:24 | filled | Smart DI BUY |
| 2023.03.06 17:23:21 | 125 | US100.pro | sell | 0.001 / 0.001 | 0.0 | | | 2023.03.06 17:23:21 | filled | sl 12461.3 |

| | | | | | | | | | | |
|---------------------|-----|-----------|------|---------------|-----|---------|---------|---------------------|--------|----------------|
| 2023.03.22 15:30:00 | 126 | US100.pro | buy | 0.001 / 0.001 | 0.0 | 2932.5 | 13932.5 | 2023.03.22 15:30:00 | filled | Smart DI BUY |
| 2023.03.22 19:02:41 | 127 | US100.pro | sell | 0.001 / 0.001 | 0.0 | | | 2023.03.22 19:02:41 | filled | sl 12932.7 |
| 2023.03.29 02:00:00 | 128 | US100.pro | buy | 0.001 / 0.001 | 0.0 | 2760.1 | 13760.1 | 2023.03.29 02:00:00 | filled | Smart DI BUY |
| 2023.03.29 02:05:00 | 129 | US100.pro | buy | 0.01 / 0.01 | 0.0 | 2762.7 | 13762.7 | 2023.03.29 02:05:00 | filled | Smart DI BUY |
| 2023.03.29 08:16:14 | 130 | US100.pro | sell | 0.001 / 0.001 | 0.0 | | | 2023.03.29 08:16:14 | filled | sl 12808.2 |
| 2023.03.29 08:16:14 | 131 | US100.pro | sell | 0.01 / 0.01 | 0.0 | | | 2023.03.29 08:16:14 | filled | sl 12808.2 |
| 2023.03.29 11:30:00 | 132 | US100.pro | buy | 0.001 / 0.001 | 0.0 | 2853.3 | 13853.3 | 2023.03.29 11:30:00 | filled | Smart DI BUY |
| 2023.03.29 15:55:50 | 133 | US100.pro | sell | 0.001 / 0.001 | 0.0 | | | 2023.03.29 15:55:50 | filled | sl 12901.0 |
| 2023.04.25 04:50:01 | 134 | US100.pro | sell | 0.001 / 0.001 | 0.0 | 23021.5 | 12021.5 | 2023.04.25 04:50:01 | filled | Smart DI SELL |
| 2023.04.25 06:00:00 | 135 | US100.pro | sell | 0.01 / 0.01 | 0.0 | 23011.6 | 12011.6 | 2023.04.25 06:00:00 | filled | Smart DI SELL |
| 2023.04.25 07:30:00 | 136 | US100.pro | sell | 0.1 / 0.1 | 0.0 | 23001.5 | 12001.5 | 2023.04.25 07:30:00 | filled | Smart DI SELL |
| 2023.04.25 10:37:01 | 137 | US100.pro | buy | 0.001 / 0.001 | 0.0 | | | 2023.04.25 10:37:01 | filled | sl 12990.5 |
| 2023.04.25 16:40:51 | 138 | US100.pro | buy | 0.01 / 0.01 | 0.0 | | | 2023.04.25 16:40:51 | filled | sl 12952.2 |
| 2023.04.25 16:40:51 | 139 | US100.pro | buy | 0.1 / 0.1 | 0.0 | | | 2023.04.25 16:40:51 | filled | sl 12952.2 |
| 2023.06.30 19:00:00 | 140 | US100.pro | buy | 0.001 / 0.001 | 0.0 | 5356.8 | 16356.8 | 2023.06.30 19:00:00 | filled | Smart DI BUY |
| 2023.07.05 16:44:16 | 141 | US100.pro | sell | 0.001 / 0.001 | 0.0 | | | 2023.07.05 16:44:16 | filled | sl 15411.0 |
| 2023.07.10 00:40:04 | 142 | US100.pro | sell | 0.001 / 0.001 | 0.0 | 25172.1 | 14172.1 | 2023.07.10 00:40:04 | filled | Smart DI SELL |
| 2023.07.10 02:25:00 | 143 | US100.pro | sell | 0.01 / 0.01 | 0.0 | 25155.2 | 14155.2 | 2023.07.10 02:25:00 | filled | Smart DI SELL |
| 2023.07.10 05:51:01 | 144 | US100.pro | buy | 0.001 / 0.001 | 0.0 | | | 2023.07.10 05:51:01 | filled | sl 15127.0 |
| 2023.07.10 08:05:11 | 145 | US100.pro | buy | 0.01 / 0.01 | 0.0 | | | 2023.07.10 08:05:11 | filled | sl 15092.1 |
| 2023.08.14 15:20:00 | 146 | US100.pro | sell | 0.001 / 0.001 | 0.0 | 25065.9 | 14065.9 | 2023.08.14 15:20:00 | filled | Smart DI SELL |
| 2023.08.16 18:33:57 | 147 | US100.pro | buy | 0.001 / 0.001 | 0.0 | | | 2023.08.16 18:33:57 | filled | sl 15023.2 |
| 2023.08.24 04:40:00 | 148 | US100.pro | buy | 0.001 / 0.001 | 0.0 | 5374.0 | 16374.0 | 2023.08.24 04:40:00 | filled | Smart DI BUY |
| 2023.08.29 21:35:00 | 149 | US100.pro | sell | 0.001 / 0.001 | 0.0 | | | 2023.08.29 21:35:00 | filled | sl 15411.4 |
| 2023.09.19 07:30:00 | 150 | US100.pro | sell | 0.001 / 0.001 | 0.0 | 25392.0 | 14392.0 | 2023.09.19 07:30:00 | filled | Smart DI SELL |
| 2023.09.19 15:41:25 | 151 | US100.pro | buy | 0.001 / 0.001 | 0.0 | | | 2023.09.19 15:41:25 | filled | sl 15360.3 |
| 2023.09.29 00:15:00 | 152 | US100.pro | buy | 0.001 / 0.001 | 0.0 | 4894.3 | 15894.3 | 2023.09.29 00:15:00 | filled | Smart DI BUY |
| 2023.09.29 09:45:00 | 153 | US100.pro | sell | 0.001 / 0.001 | 0.0 | | | 2023.09.29 09:45:00 | filled | sl 14938.1 |
| 2023.10.06 17:35:00 | 154 | US100.pro | buy | 0.001 / 0.001 | 0.0 | 4979.8 | 15979.8 | 2023.10.06 17:35:00 | filled | Smart DI BUY |
| 2023.10.06 18:20:39 | 155 | US100.pro | sell | 0.001 / 0.001 | 0.0 | | | 2023.10.06 18:20:39 | filled | sl 15038.9 |
| 2023.10.20 17:30:00 | 156 | US100.pro | sell | 0.001 / 0.001 | 0.0 | 24676.1 | 13676.1 | 2023.10.20 17:30:00 | filled | Smart DI SELL |
| 2023.10.20 17:31:00 | 157 | US100.pro | sell | 0.01 / 0.01 | 0.0 | 24672.5 | 13672.5 | 2023.10.20 17:31:00 | filled | MTF SELL |
| 2023.10.20 17:32:00 | 158 | US100.pro | sell | 0.1 / 0.1 | 0.0 | 24669.0 | 13669.0 | 2023.10.20 17:32:00 | filled | 3 Candles SELL |
| 2023.10.23 12:00:54 | 159 | US100.pro | buy | 0.001 / 0.001 | 0.0 | | | 2023.10.23 12:00:54 | filled | sl 14543.4 |
| 2023.10.23 12:00:54 | 160 | US100.pro | buy | 0.01 / 0.01 | 0.0 | | | 2023.10.23 12:00:54 | filled | sl 14543.4 |
| 2023.10.23 12:00:54 | 161 | US100.pro | buy | 0.1 / 0.1 | 0.0 | | | 2023.10.23 12:00:54 | filled | sl 14543.4 |
| 2023.11.15 12:45:00 | 162 | US100.pro | buy | 0.001 / 0.001 | 0.0 | 5970.3 | 16970.3 | 2023.11.15 12:45:00 | filled | Smart DI BUY |
| 2023.11.15 12:50:00 | 163 | US100.pro | buy | 0.01 / 0.01 | 0.0 | 5976.3 | 16976.3 | 2023.11.15 12:50:00 | filled | Smart DI BUY |
| 2023.11.15 14:31:18 | 164 | US100.pro | sell | 0.001 / 0.001 | 0.0 | | | 2023.11.15 14:31:18 | filled | sl 15987.2 |
| 2023.11.15 14:31:18 | 165 | US100.pro | sell | 0.01 / 0.01 | 0.0 | | | 2023.11.15 14:31:18 | filled | sl 15987.2 |
| 2023.11.27 04:30:00 | 166 | US100.pro | sell | 0.001 / 0.001 | 0.0 | 25939.1 | 14939.1 | 2023.11.27 04:30:00 | filled | Smart DI SELL |
| 2023.11.30 16:58:22 | 167 | US100.pro | buy | 0.001 / 0.001 | 0.0 | | | 2023.11.30 16:58:22 | filled | sl 15910.2 |

| | | | | | | | | | | |
|---------------------|-----|-----------|------|---------------|-----|---------|---------|---------------------|--------|---------------|
| 2023.12.18 18:15:00 | 168 | US100.pro | buy | 0.001 / 0.001 | 0.0 | 6924.1 | 17924.1 | 2023.12.18 18:15:00 | filled | Smart DI BUY |
| 2023.12.19 13:42:23 | 169 | US100.pro | sell | 0.001 / 0.001 | 0.0 | | | 2023.12.19 13:42:23 | filled | sl 16957.5 |
| 2024.01.17 04:35:00 | 170 | US100.pro | sell | 0.001 / 0.001 | 0.0 | 26918.6 | 15918.6 | 2024.01.17 04:35:00 | filled | Smart DI SELL |
| 2024.01.17 07:53:37 | 171 | US100.pro | buy | 0.001 / 0.001 | 0.0 | | | 2024.01.17 07:53:37 | filled | sl 16851.2 |
| 2024.01.17 10:15:00 | 172 | US100.pro | sell | 0.001 / 0.001 | 0.0 | 26822.1 | 15822.1 | 2024.01.17 10:15:00 | filled | Smart DI SELL |
| 2024.01.17 16:06:11 | 173 | US100.pro | buy | 0.001 / 0.001 | 0.0 | | | 2024.01.17 16:06:11 | filled | sl 16733.1 |
| 2024.01.24 16:45:00 | 174 | US100.pro | buy | 0.001 / 0.001 | 0.0 | 7763.6 | 18763.6 | 2024.01.24 16:45:00 | filled | Smart DI BUY |
| 2024.02.07 16:55:24 | 175 | US100.pro | sell | 0.001 / 0.001 | 0.0 | | | 2024.02.07 16:55:24 | filled | sl 17839.1 |
| 2024.02.14 09:00:00 | 176 | US100.pro | buy | 0.001 / 0.001 | 0.0 | 7739.8 | 18739.8 | 2024.02.14 09:00:00 | filled | Smart DI BUY |
| 2024.02.14 11:06:40 | 177 | US100.pro | sell | 0.001 / 0.001 | 0.0 | | | 2024.02.14 11:06:40 | filled | sl 17781.1 |
| 2024.02.15 01:00:00 | 178 | US100.pro | buy | 0.001 / 0.001 | 0.0 | 7879.5 | 18879.5 | 2024.02.15 01:00:00 | filled | Smart DI BUY |
| 2024.02.15 14:48:55 | 179 | US100.pro | sell | 0.001 / 0.001 | 0.0 | | | 2024.02.15 14:48:55 | filled | sl 17898.5 |
| 2024.03.13 07:00:00 | 180 | US100.pro | buy | 0.001 / 0.001 | 0.0 | 8235.5 | 19235.5 | 2024.03.13 07:00:00 | filled | Smart DI BUY |
| 2024.03.14 00:50:10 | 181 | US100.pro | sell | 0.001 / 0.001 | 0.0 | | | 2024.03.14 00:50:10 | filled | sl 18372.3 |
| 2024.03.18 03:50:00 | 182 | US100.pro | buy | 0.001 / 0.001 | 0.0 | 8121.6 | 19121.6 | 2024.03.18 03:50:00 | filled | Smart DI BUY |
| 2024.03.18 05:40:02 | 183 | US100.pro | buy | 0.01 / 0.01 | 0.0 | 8137.2 | 19137.2 | 2024.03.18 05:40:02 | filled | Smart DI BUY |
| 2024.03.18 10:14:37 | 184 | US100.pro | sell | 0.001 / 0.001 | 0.0 | | | 2024.03.18 10:14:37 | filled | sl 18180.1 |
| 2024.03.18 10:14:37 | 185 | US100.pro | sell | 0.01 / 0.01 | 0.0 | | | 2024.03.18 10:14:37 | filled | sl 18180.1 |
| 2024.03.19 01:30:00 | 186 | US100.pro | sell | 0.001 / 0.001 | 0.0 | 28179.4 | 17179.4 | 2024.03.19 01:30:00 | filled | Smart DI SELL |
| 2024.03.19 12:50:57 | 187 | US100.pro | buy | 0.001 / 0.001 | 0.0 | | | 2024.03.19 12:50:57 | filled | sl 18120.0 |
| 2024.03.19 17:45:00 | 188 | US100.pro | buy | 0.001 / 0.001 | 0.0 | 8249.0 | 19249.0 | 2024.03.19 17:45:00 | filled | Smart DI BUY |
| 2024.03.19 17:46:00 | 189 | US100.pro | buy | 0.01 / 0.01 | 0.0 | 8251.7 | 19251.7 | 2024.03.19 17:46:00 | filled | MTF BUY |
| 2024.03.19 18:35:00 | 190 | US100.pro | buy | 0.1 / 0.1 | 0.0 | 8259.6 | 19259.6 | 2024.03.19 18:35:00 | filled | Smart DI BUY |
| 2024.03.20 13:00:28 | 191 | US100.pro | sell | 0.001 / 0.001 | 0.0 | | | 2024.03.20 13:00:28 | filled | sl 18321.6 |
| 2024.03.20 13:00:28 | 192 | US100.pro | sell | 0.01 / 0.01 | 0.0 | | | 2024.03.20 13:00:28 | filled | sl 18321.6 |
| 2024.03.20 13:00:28 | 193 | US100.pro | sell | 0.1 / 0.1 | 0.0 | | | 2024.03.20 13:00:28 | filled | sl 18321.6 |
| 2024.03.21 03:30:00 | 194 | US100.pro | buy | 0.001 / 0.001 | 0.0 | 8585.3 | 19585.3 | 2024.03.21 03:30:00 | filled | Smart DI BUY |
| 2024.03.21 09:00:19 | 195 | US100.pro | sell | 0.001 / 0.001 | 0.0 | | | 2024.03.21 09:00:19 | filled | sl 18651.2 |
| 2024.04.09 08:35:00 | 196 | US100.pro | buy | 0.001 / 0.001 | 0.0 | 8322.8 | 19322.8 | 2024.04.09 08:35:00 | filled | Smart DI BUY |
| 2024.04.09 15:33:52 | 197 | US100.pro | sell | 0.001 / 0.001 | 0.0 | | | 2024.04.09 15:33:52 | filled | sl 18372.3 |
| 2024.05.06 12:30:00 | 198 | US100.pro | buy | 0.001 / 0.001 | 0.0 | 8055.2 | 19055.2 | 2024.05.06 12:30:00 | filled | Smart DI BUY |
| 2024.05.06 16:10:43 | 199 | US100.pro | sell | 0.001 / 0.001 | 0.0 | | | 2024.05.06 16:10:43 | filled | sl 18093.1 |
| 2024.06.03 02:20:00 | 200 | US100.pro | buy | 0.001 / 0.001 | 0.0 | 8636.9 | 19636.9 | 2024.06.03 02:20:00 | filled | Smart DI BUY |
| 2024.06.03 02:21:00 | 201 | US100.pro | buy | 0.01 / 0.01 | 0.0 | 8642.6 | 19642.6 | 2024.06.03 02:21:00 | filled | MTF BUY |
| 2024.06.03 02:30:00 | 202 | US100.pro | buy | 0.1 / 0.1 | 0.0 | 8643.8 | 19643.8 | 2024.06.03 02:30:00 | filled | Smart DI BUY |
| 2024.06.03 14:08:25 | 203 | US100.pro | sell | 0.001 / 0.001 | 0.0 | | | 2024.06.03 14:08:25 | filled | sl 18685.5 |
| 2024.06.03 14:32:24 | 204 | US100.pro | sell | 0.01 / 0.01 | 0.0 | | | 2024.06.03 14:32:24 | filled | sl 18693.2 |
| 2024.06.03 14:32:24 | 205 | US100.pro | sell | 0.1 / 0.1 | 0.0 | | | 2024.06.03 14:32:24 | filled | sl 18693.2 |
| 2024.06.28 01:35:00 | 206 | US100.pro | buy | 0.001 / 0.001 | 0.0 | 10095.8 | 21095.8 | 2024.06.28 01:35:00 | filled | Smart DI BUY |
| 2024.06.28 14:30:02 | 207 | US100.pro | sell | 0.001 / 0.001 | 0.0 | | | 2024.06.28 14:30:02 | filled | sl 20129.5 |
| 2024.07.26 11:00:00 | 208 | US100.pro | buy | 0.001 / 0.001 | 0.0 | 9220.6 | 20220.6 | 2024.07.26 11:00:00 | filled | Smart DI BUY |
| 2024.07.26 19:02:08 | 209 | US100.pro | sell | 0.001 / 0.001 | 0.0 | | | 2024.07.26 19:02:08 | filled | sl 19267.7 |

| | | | | | | | | | | |
|---------------------|-----|-----------|------|---------------|-----|---------|---------|---------------------|--------|---------------|
| 2024.07.29 02:25:00 | 210 | US100.pro | buy | 0.001 / 0.001 | 0.0 | 9279.0 | 20279.0 | 2024.07.29 02:25:00 | filled | Smart DI BUY |
| 2024.07.29 02:26:00 | 211 | US100.pro | buy | 0.01 / 0.01 | 0.0 | 9283.5 | 20283.5 | 2024.07.29 02:26:00 | filled | MTF BUY |
| 2024.07.29 02:30:00 | 212 | US100.pro | buy | 0.1 / 0.1 | 0.0 | 9286.9 | 20286.9 | 2024.07.29 02:30:00 | filled | Smart DI BUY |
| 2024.07.29 03:00:35 | 213 | US100.pro | sell | 0.001 / 0.001 | 0.0 | | | 2024.07.29 03:00:35 | filled | sl 19291.0 |
| 2024.07.29 09:05:39 | 214 | US100.pro | sell | 0.01 / 0.01 | 0.0 | | | 2024.07.29 09:05:39 | filled | sl 19294.2 |
| 2024.07.29 14:49:30 | 215 | US100.pro | sell | 0.1 / 0.1 | 0.0 | | | 2024.07.29 14:49:30 | filled | sl 19334.0 |
| 2024.08.16 19:00:00 | 216 | US100.pro | buy | 0.001 / 0.001 | 0.0 | 9652.6 | 20652.6 | 2024.08.16 19:00:00 | filled | Smart DI BUY |
| 2024.08.19 20:18:48 | 217 | US100.pro | sell | 0.001 / 0.001 | 0.0 | | | 2024.08.19 20:18:48 | filled | sl 19724.0 |
| 2024.10.24 10:20:00 | 218 | US100.pro | buy | 0.001 / 0.001 | 0.0 | 10394.1 | 21394.1 | 2024.10.24 10:20:00 | filled | Smart DI BUY |
| 2024.10.25 11:33:18 | 219 | US100.pro | sell | 0.001 / 0.001 | 0.0 | | | 2024.10.25 11:33:18 | filled | sl 20434.2 |
| 2024.11.04 03:30:00 | 220 | US100.pro | buy | 0.001 / 0.001 | 0.0 | 10227.6 | 21227.6 | 2024.11.04 03:30:00 | filled | Smart DI BUY |
| 2024.11.05 16:11:51 | 221 | US100.pro | sell | 0.001 / 0.001 | 0.0 | | | 2024.11.05 16:11:51 | filled | sl 20263.3 |
| 2024.11.19 05:25:00 | 222 | US100.pro | buy | 0.001 / 0.001 | 0.0 | 10690.1 | 21690.1 | 2024.11.19 05:25:00 | filled | Smart DI BUY |
| 2024.11.19 05:30:00 | 223 | US100.pro | buy | 0.01 / 0.01 | 0.0 | 10691.7 | 21691.7 | 2024.11.19 05:30:00 | filled | Smart DI BUY |
| 2024.11.19 20:13:47 | 224 | US100.pro | sell | 0.001 / 0.001 | 0.0 | | | 2024.11.19 20:13:47 | filled | sl 20778.5 |
| 2024.11.19 20:13:47 | 225 | US100.pro | sell | 0.01 / 0.01 | 0.0 | | | 2024.11.19 20:13:47 | filled | sl 20778.5 |
| 2024.11.27 07:00:00 | 226 | US100.pro | sell | 0.001 / 0.001 | 0.0 | 30958.4 | 19958.4 | 2024.11.27 07:00:00 | filled | Smart DI SELL |
| 2024.11.27 10:48:13 | 227 | US100.pro | buy | 0.001 / 0.001 | 0.0 | | | 2024.11.27 10:48:13 | filled | sl 20919.8 |
| 2025.02.13 00:45:00 | 228 | US100.pro | buy | 0.001 / 0.001 | 0.0 | 11880.6 | 22880.6 | 2025.02.13 00:45:00 | filled | Smart DI BUY |
| 2025.02.13 00:46:00 | 229 | US100.pro | buy | 0.01 / 0.01 | 0.0 | 11882.7 | 22882.7 | 2025.02.13 00:46:00 | filled | MTF BUY |
| 2025.02.13 15:38:16 | 230 | US100.pro | sell | 0.01 / 0.01 | 0.0 | | | 2025.02.13 15:38:16 | filled | sl 21882.9 |
| 2025.02.13 15:38:28 | 231 | US100.pro | sell | 0.001 / 0.001 | 0.0 | | | 2025.02.13 15:38:28 | filled | sl 21880.8 |
| 2025.04.23 15:45:00 | 232 | US100.pro | buy | 0.001 / 0.001 | 0.0 | 9035.5 | 20035.5 | 2025.04.23 15:45:00 | filled | Smart DI BUY |
| 2025.04.23 15:52:28 | 233 | US100.pro | sell | 0.001 / 0.001 | 0.0 | | | 2025.04.23 15:52:28 | filled | sl 19035.7 |
| 2025.05.19 06:30:00 | 234 | US100.pro | sell | 0.001 / 0.001 | 0.0 | 31213.6 | 20213.6 | 2025.05.19 06:30:00 | filled | Smart DI SELL |
| 2025.05.19 09:19:14 | 235 | US100.pro | buy | 0.001 / 0.001 | 0.0 | | | 2025.05.19 09:19:14 | filled | sl 21201.8 |
| 2025.06.24 01:15:00 | 236 | US100.pro | buy | 0.001 / 0.001 | 0.0 | 12228.2 | 23228.2 | 2025.06.24 01:15:00 | filled | Smart DI BUY |
| 2025.06.24 08:47:25 | 237 | US100.pro | sell | 0.001 / 0.001 | 0.0 | | | 2025.06.24 08:47:25 | filled | sl 22342.4 |
| 2025.06.24 09:00:00 | 238 | US100.pro | buy | 0.001 / 0.001 | 0.0 | 12359.5 | 23359.5 | 2025.06.24 09:00:00 | filled | Smart DI BUY |
| 2025.06.24 18:45:00 | 239 | US100.pro | buy | 0.01 / 0.01 | 0.0 | 12416.3 | 23416.3 | 2025.06.24 18:45:00 | filled | Smart DI BUY |
| 2025.06.24 18:57:18 | 240 | US100.pro | sell | 0.001 / 0.001 | 0.0 | | | 2025.06.24 18:57:18 | filled | sl 22392.4 |
| 2025.06.25 14:11:09 | 241 | US100.pro | sell | 0.01 / 0.01 | 0.0 | | | 2025.06.25 14:11:09 | filled | sl 22484.2 |
| 2025.06.30 00:30:00 | 242 | US100.pro | buy | 0.001 / 0.001 | 0.0 | 12809.4 | 23809.4 | 2025.06.30 00:30:00 | filled | Smart DI BUY |
| 2025.06.30 05:16:06 | 243 | US100.pro | sell | 0.001 / 0.001 | 0.0 | | | 2025.06.30 05:16:06 | filled | sl 22858.8 |
| 2025.08.08 00:20:00 | 244 | US100.pro | buy | 0.001 / 0.001 | 0.0 | 13552.0 | 24552.0 | 2025.08.08 00:20:00 | filled | Smart DI BUY |
| 2025.08.08 16:15:07 | 245 | US100.pro | sell | 0.001 / 0.001 | 0.0 | | | 2025.08.08 16:15:07 | filled | sl 23634.2 |
| 2025.08.12 18:25:00 | 246 | US100.pro | buy | 0.001 / 0.001 | 0.0 | 13876.5 | 24876.5 | 2025.08.12 18:25:00 | filled | Smart DI BUY |
| 2025.08.12 18:30:00 | 247 | US100.pro | buy | 0.01 / 0.01 | 0.0 | 13880.1 | 24880.1 | 2025.08.12 18:30:00 | filled | Smart DI BUY |
| 2025.08.12 20:31:08 | 248 | US100.pro | sell | 0.001 / 0.001 | 0.0 | | | 2025.08.12 20:31:08 | filled | sl 23913.5 |
| 2025.08.12 20:31:08 | 249 | US100.pro | sell | 0.01 / 0.01 | 0.0 | | | 2025.08.12 20:31:08 | filled | sl 23913.5 |
| 2025.08.18 13:45:00 | 250 | US100.pro | sell | 0.001 / 0.001 | 0.0 | 33750.7 | 22750.7 | 2025.08.18 13:45:00 | filled | Smart DI SELL |
| 2025.08.19 16:04:05 | 251 | US100.pro | buy | 0.001 / 0.001 | 0.0 | | | 2025.08.19 16:04:05 | filled | sl 23701.3 |

| | | | | | | | | | | |
|---------------------|-----|-----------|------|---------------|-----|---------|---------|---------------------|--------|---------------|
| 2025.08.28 18:50:00 | 252 | US100.pro | buy | 0.001 / 0.001 | 0.0 | 13750.8 | 24750.8 | 2025.08.28 18:50:00 | filled | Smart DI BUY |
| 2025.08.28 18:51:00 | 253 | US100.pro | buy | 0.01 / 0.01 | 0.0 | 13754.6 | 24754.6 | 2025.08.28 18:51:00 | filled | MTF BUY |
| 2025.08.28 21:55:58 | 254 | US100.pro | sell | 0.001 / 0.001 | 0.0 | | | 2025.08.28 21:55:58 | filled | sl 23778.5 |
| 2025.09.05 15:21:47 | 255 | US100.pro | sell | 0.01 / 0.01 | 0.0 | | | 2025.09.05 15:21:47 | filled | sl 23878.1 |
| 2025.09.18 01:30:00 | 256 | US100.pro | buy | 0.001 / 0.001 | 0.0 | 14575.3 | 25575.3 | 2025.09.18 01:30:00 | filled | Smart DI BUY |
| 2025.09.18 05:43:44 | 257 | US100.pro | sell | 0.001 / 0.001 | 0.0 | | | 2025.09.18 05:43:44 | filled | sl 24635.6 |
| 2025.10.03 03:45:00 | 258 | US100.pro | buy | 0.001 / 0.001 | 0.0 | 15157.0 | 26157.0 | 2025.10.03 03:45:00 | filled | Smart DI BUY |
| 2025.10.06 14:29:39 | 259 | US100.pro | sell | 0.001 / 0.001 | 0.0 | | | 2025.10.06 14:29:39 | filled | sl 25213.2 |
| 2025.10.14 05:55:00 | 260 | US100.pro | sell | 0.001 / 0.001 | 0.0 | 34907.1 | 23907.1 | 2025.10.14 05:55:00 | filled | Smart DI SELL |
| 2025.10.14 06:57:13 | 261 | US100.pro | buy | 0.001 / 0.001 | 0.0 | | | 2025.10.14 06:57:13 | filled | sl 24803.4 |
| 2025.10.28 18:45:00 | 262 | US100.pro | buy | 0.001 / 0.001 | 0.0 | 16144.7 | 27144.7 | 2025.10.28 18:45:00 | filled | Smart DI BUY |
| 2025.10.28 20:03:22 | 263 | US100.pro | sell | 0.001 / 0.001 | 0.0 | | | 2025.10.28 20:03:22 | filled | sl 26180.4 |
| 2025.11.03 01:45:00 | 264 | US100.pro | buy | 0.001 / 0.001 | 0.0 | 16113.5 | 27113.5 | 2025.11.03 01:45:00 | filled | Smart DI BUY |
| 2025.11.03 01:46:00 | 265 | US100.pro | buy | 0.01 / 0.01 | 0.0 | 16115.2 | 27115.2 | 2025.11.03 01:46:00 | filled | MTF BUY |
| 2025.11.03 12:27:20 | 266 | US100.pro | sell | 0.001 / 0.001 | 0.0 | | | 2025.11.03 12:27:20 | filled | sl 26157.9 |
| 2025.11.03 12:27:20 | 267 | US100.pro | sell | 0.01 / 0.01 | 0.0 | | | 2025.11.03 12:27:20 | filled | sl 26157.9 |
| 2025.11.04 03:35:00 | 268 | US100.pro | sell | 0.001 / 0.001 | 0.0 | 35969.4 | 24969.4 | 2025.11.04 03:35:00 | filled | Smart DI SELL |
| 2025.11.04 05:55:28 | 269 | US100.pro | buy | 0.001 / 0.001 | 0.0 | | | 2025.11.04 05:55:28 | filled | sl 25919.1 |
| 2025.11.18 04:50:00 | 270 | US100.pro | sell | 0.001 / 0.001 | 0.0 | 34779.1 | 23779.1 | 2025.11.18 04:50:00 | filled | Smart DI SELL |
| 2025.11.18 04:51:00 | 271 | US100.pro | sell | 0.01 / 0.01 | 0.0 | 34775.0 | 23775.0 | 2025.11.18 04:51:00 | filled | MTF SELL |
| 2025.11.18 05:39:17 | 272 | US100.pro | buy | 0.001 / 0.001 | 0.0 | | | 2025.11.18 05:39:17 | filled | sl 24690.0 |
| 2025.11.18 05:39:17 | 273 | US100.pro | buy | 0.01 / 0.01 | 0.0 | | | 2025.11.18 05:39:17 | filled | sl 24690.0 |
| 2026.01.02 04:55:00 | 274 | US100.pro | buy | 0.001 / 0.001 | 0.0 | 15622.5 | 26622.5 | 2026.01.02 04:55:00 | filled | Smart DI BUY |
| 2026.01.02 05:00:00 | 275 | US100.pro | buy | 0.01 / 0.01 | 0.0 | 15626.7 | 26626.7 | 2026.01.02 05:00:00 | filled | Smart DI BUY |
| 2026.01.02 09:37:51 | 276 | US100.pro | sell | 0.001 / 0.001 | 0.0 | | | 2026.01.02 09:37:51 | filled | sl 25683.6 |
| 2026.01.02 09:37:51 | 277 | US100.pro | sell | 0.01 / 0.01 | 0.0 | | | 2026.01.02 09:37:51 | filled | sl 25683.6 |
| 2026.01.06 05:20:00 | 278 | US100.pro | buy | 0.001 / 0.001 | 0.0 | 15637.7 | 26637.7 | 2026.01.06 05:20:00 | filled | Smart DI BUY |
| 2026.01.06 06:00:00 | 279 | US100.pro | buy | 0.01 / 0.01 | 0.0 | 15647.2 | 26647.2 | 2026.01.06 06:00:00 | filled | Smart DI BUY |
| 2026.01.06 16:11:12 | 280 | US100.pro | sell | 0.001 / 0.001 | 0.0 | | | 2026.01.06 16:11:12 | filled | sl 25730.8 |
| 2026.01.06 16:11:12 | 281 | US100.pro | sell | 0.01 / 0.01 | 0.0 | | | 2026.01.06 16:11:12 | filled | sl 25730.8 |
| 2026.02.02 04:45:00 | 282 | US100.pro | sell | 0.001 / 0.001 | 0.0 | 35298.0 | 24298.0 | 2026.02.02 04:45:00 | filled | Smart DI SELL |
| 2026.02.02 04:46:00 | 283 | US100.pro | sell | 0.01 / 0.01 | 0.0 | 35292.5 | 24292.5 | 2026.02.02 04:46:00 | filled | MTF SELL |
| 2026.02.02 05:16:34 | 284 | US100.pro | buy | 0.001 / 0.001 | 0.0 | | | 2026.02.02 05:16:34 | filled | sl 25282.5 |
| 2026.02.02 05:16:34 | 285 | US100.pro | buy | 0.01 / 0.01 | 0.0 | | | 2026.02.02 05:16:34 | filled | sl 25282.5 |
| 2026.03.24 08:15:00 | 286 | US100.pro | buy | 0.001 / 0.001 | 0.0 | 14483.8 | 25483.8 | 2026.03.24 08:15:00 | filled | Smart DI BUY |
| 2026.03.24 08:16:00 | 287 | US100.pro | buy | 0.01 / 0.01 | 0.0 | 14492.9 | 25492.9 | 2026.03.24 08:16:00 | filled | MTF BUY |
| 2026.03.24 21:27:36 | 288 | US100.pro | sell | 0.01 / 0.01 | 0.0 | | | 2026.03.24 21:27:36 | filled | sl 24493.1 |
| 2026.03.24 21:27:44 | 289 | US100.pro | sell | 0.001 / 0.001 | 0.0 | | | 2026.03.24 21:27:44 | filled | sl 24484.0 |
| 2026.03.26 06:50:00 | 290 | US100.pro | sell | 0.001 / 0.001 | 0.0 | 34271.3 | 23271.3 | 2026.03.26 06:50:00 | filled | Smart DI SELL |
| 2026.03.26 06:51:00 | 291 | US100.pro | sell | 0.01 / 0.01 | 0.0 | 34266.8 | 23266.8 | 2026.03.26 06:51:00 | filled | MTF SELL |
| 2026.03.26 08:22:28 | 292 | US100.pro | buy | 0.01 / 0.01 | 0.0 | | | 2026.03.26 08:22:28 | filled | sl 24266.6 |
| 2026.03.26 08:22:56 | 293 | US100.pro | buy | 0.001 / 0.001 | 0.0 | | | 2026.03.26 08:22:56 | filled | sl 24271.1 |

| | | | | | | | | | | | |
|---------------------|-----|-----------|------|--|---------------|-----|---------|---------|---------------------|--------|--------------|
| 2026.04.01 14:00:00 | 294 | US100.pro | buy | | 0.001 / 0.001 | 0.0 | 14190.5 | 25190.5 | 2026.04.01 14:00:00 | filled | Smart DI BUY |
| 2026.04.01 14:01:00 | 295 | US100.pro | buy | | 0.01 / 0.01 | 0.0 | 14192.1 | 25192.1 | 2026.04.01 14:01:00 | filled | MTF BUY |
| 2026.04.01 17:17:42 | 296 | US100.pro | sell | | 0.001 / 0.001 | 0.0 | | | 2026.04.01 17:17:42 | filled | sl 24258.9 |
| 2026.04.01 17:17:42 | 297 | US100.pro | sell | | 0.01 / 0.01 | 0.0 | | | 2026.04.01 17:17:42 | filled | sl 24258.9 |
| 2026.04.13 16:00:00 | 298 | US100.pro | buy | | 0.001 / 0.001 | 0.0 | 15308.1 | 26308.1 | 2026.04.13 16:00:00 | filled | Smart DI BUY |
| 2026.04.13 18:30:00 | 299 | US100.pro | buy | | 0.01 / 0.01 | 0.0 | 15385.5 | 26385.5 | 2026.04.13 18:30:00 | filled | Smart DI BUY |
| 2026.04.13 18:42:03 | 300 | US100.pro | sell | | 0.001 / 0.001 | 0.0 | | | 2026.04.13 18:42:03 | filled | sl 25351.6 |
| 2026.04.13 19:37:00 | 301 | US100.pro | sell | | 0.01 / 0.01 | 0.0 | | | 2026.04.13 19:37:00 | filled | sl 25419.4 |
| 2026.04.17 12:10:00 | 302 | US100.pro | buy | | 0.001 / 0.001 | 0.0 | 16543.3 | 27543.3 | 2026.04.17 12:10:00 | filled | Smart DI BUY |
| 2026.04.17 14:22:04 | 303 | US100.pro | sell | | 0.001 / 0.001 | 0.0 | | | 2026.04.17 14:22:04 | filled | sl 26583.5 |

Deals

| Time | Deal | Symbol | Type | Direction | Volume | Price | Order | Commission | Swap | Profit | Balance | Comment |
|---------------------|------|-----------|---------|-----------|--------|---------|-------|------------|------|-----------|-----------|---------------|
| 2020.01.01 00:00:00 | 1 | | balance | | | | | 0.00 | 0.00 | 10 000.00 | 10 000.00 | |
| 2020.02.27 05:45:00 | 2 | US100.pro | sell | in | 0.001 | 8713.8 | 2 | 0.00 | 0.00 | 0.00 | 10 000.00 | Smart DI SELL |
| 2020.02.27 15:19:29 | 3 | US100.pro | buy | out | 0.001 | 8678.8 | 3 | 0.00 | 0.00 | 0.70 | 10 000.70 | sl 8678.7 |
| 2020.06.16 14:45:00 | 4 | US100.pro | buy | in | 0.001 | 10003.3 | 4 | 0.00 | 0.00 | 0.00 | 10 000.70 | Smart DI BUY |
| 2020.06.17 19:19:39 | 5 | US100.pro | sell | out | 0.001 | 10043.9 | 5 | 0.00 | 0.00 | 0.81 | 10 001.51 | sl 10044.1 |
| 2020.07.01 16:10:00 | 6 | US100.pro | buy | in | 0.001 | 10182.7 | 6 | 0.00 | 0.00 | 0.00 | 10 001.51 | Smart DI BUY |
| 2020.07.01 16:11:00 | 7 | US100.pro | buy | in | 0.01 | 10184.6 | 7 | 0.00 | 0.00 | 0.00 | 10 001.51 | MTF BUY |
| 2020.07.01 17:26:31 | 8 | US100.pro | sell | out | 0.001 | 10217.7 | 8 | 0.00 | 0.00 | 0.70 | 10 002.21 | sl 10217.8 |
| 2020.07.01 17:26:31 | 9 | US100.pro | sell | out | 0.01 | 10217.7 | 9 | 0.00 | 0.00 | 6.62 | 10 008.83 | sl 10217.8 |
| 2020.07.09 00:15:00 | 10 | US100.pro | buy | in | 0.001 | 10684.7 | 10 | 0.00 | 0.00 | 0.00 | 10 008.83 | Smart DI BUY |
| 2020.07.09 14:59:16 | 11 | US100.pro | sell | out | 0.001 | 10727.8 | 11 | 0.00 | 0.00 | 0.86 | 10 009.69 | sl 10728.1 |
| 2020.08.14 01:45:00 | 12 | US100.pro | buy | in | 0.001 | 11207.4 | 12 | 0.00 | 0.00 | 0.00 | 10 009.69 | Smart DI BUY |
| 2020.08.17 16:11:37 | 13 | US100.pro | sell | out | 0.001 | 11254.5 | 13 | 0.00 | 0.00 | 0.94 | 10 010.63 | sl 11254.7 |
| 2020.08.20 01:15:00 | 14 | US100.pro | sell | in | 0.001 | 11310.5 | 14 | 0.00 | 0.00 | 0.00 | 10 010.63 | Smart DI SELL |
| 2020.08.20 01:16:02 | 15 | US100.pro | sell | in | 0.01 | 11309.0 | 15 | 0.00 | 0.00 | 0.00 | 10 010.63 | MTF SELL |
| 2020.08.20 04:07:55 | 16 | US100.pro | buy | out | 0.001 | 11264.3 | 16 | 0.00 | 0.00 | 0.92 | 10 011.55 | sl 11264.2 |
| 2020.08.20 04:07:55 | 17 | US100.pro | buy | out | 0.01 | 11264.3 | 17 | 0.00 | 0.00 | 8.94 | 10 020.49 | sl 11264.2 |
| 2020.08.28 02:00:00 | 18 | US100.pro | buy | in | 0.001 | 11969.7 | 18 | 0.00 | 0.00 | 0.00 | 10 020.49 | Smart DI BUY |
| 2020.08.31 01:13:37 | 19 | US100.pro | sell | out | 0.001 | 12024.5 | 19 | 0.00 | 0.00 | 1.10 | 10 021.59 | sl 12024.6 |
| 2020.08.31 01:25:06 | 20 | US100.pro | buy | in | 0.001 | 12031.3 | 20 | 0.00 | 0.00 | 0.00 | 10 021.59 | Smart DI BUY |
| 2020.08.31 01:26:06 | 21 | US100.pro | buy | in | 0.01 | 12032.8 | 21 | 0.00 | 0.00 | 0.00 | 10 021.59 | MTF BUY |
| 2020.08.31 01:30:00 | 22 | US100.pro | buy | in | 0.1 | 12035.3 | 22 | 0.00 | 0.00 | 0.00 | 10 021.59 | Smart DI BUY |
| 2020.08.31 02:58:53 | 23 | US100.pro | sell | out | 0.001 | 12078.5 | 23 | 0.00 | 0.00 | 0.94 | 10 022.53 | sl 12078.7 |
| 2020.08.31 02:58:53 | 24 | US100.pro | sell | out | 0.01 | 12078.5 | 24 | 0.00 | 0.00 | 9.14 | 10 031.67 | sl 12078.7 |
| 2020.08.31 02:58:53 | 25 | US100.pro | sell | out | 0.1 | 12078.5 | 25 | 0.00 | 0.00 | 86.40 | 10 118.07 | sl 12078.7 |
| 2020.09.09 18:20:00 | 26 | US100.pro | buy | in | 0.001 | 11416.5 | 26 | 0.00 | 0.00 | 0.00 | 10 118.07 | Smart DI BUY |
| 2020.09.09 18:45:00 | 27 | US100.pro | buy | in | 0.01 | 11440.6 | 27 | 0.00 | 0.00 | 0.00 | 10 118.07 | Smart DI BUY |

| | | | | | | | | | | | | |
|---------------------|----|-----------|------|-----|-------|---------|----|------|------|-------|-----------|----------------|
| 2020.09.09 19:18:02 | 28 | US100.pro | sell | out | 0.001 | 11443.7 | 28 | 0.00 | 0.00 | 0.54 | 10 118.61 | sl 11443.9 |
| 2020.09.10 15:30:19 | 29 | US100.pro | sell | out | 0.01 | 11493.5 | 29 | 0.00 | 0.00 | 10.58 | 10 129.19 | sl 11493.6 |
| 2020.10.01 12:30:01 | 30 | US100.pro | buy | in | 0.001 | 11563.2 | 30 | 0.00 | 0.00 | 0.00 | 10 129.19 | Smart DI BUY |
| 2020.10.09 15:24:39 | 31 | US100.pro | sell | out | 0.001 | 11608.1 | 31 | 0.00 | 0.00 | 0.90 | 10 130.09 | sl 11609.5 |
| 2020.10.28 14:20:00 | 32 | US100.pro | sell | in | 0.001 | 11393.7 | 32 | 0.00 | 0.00 | 0.00 | 10 130.09 | Smart DI SELL |
| 2020.10.28 15:34:37 | 33 | US100.pro | buy | out | 0.001 | 11263.0 | 33 | 0.00 | 0.00 | 2.61 | 10 132.70 | sl 11262.7 |
| 2020.11.12 11:00:00 | 34 | US100.pro | buy | in | 0.001 | 11945.0 | 34 | 0.00 | 0.00 | 0.00 | 10 132.70 | Smart DI BUY |
| 2020.11.16 00:58:14 | 35 | US100.pro | sell | out | 0.001 | 12043.0 | 35 | 0.00 | 0.00 | 1.96 | 10 134.66 | sl 12043.0 |
| 2020.11.17 00:30:00 | 36 | US100.pro | buy | in | 0.001 | 12074.5 | 36 | 0.00 | 0.00 | 0.00 | 10 134.66 | Smart DI BUY |
| 2020.11.25 02:01:02 | 37 | US100.pro | sell | out | 0.001 | 12142.0 | 37 | 0.00 | 0.00 | 1.35 | 10 136.01 | sl 12142.0 |
| 2020.12.17 06:55:01 | 38 | US100.pro | buy | in | 0.001 | 12712.0 | 38 | 0.00 | 0.00 | 0.00 | 10 136.01 | Smart DI BUY |
| 2020.12.17 15:45:05 | 39 | US100.pro | sell | out | 0.001 | 12735.2 | 39 | 0.00 | 0.00 | 0.46 | 10 136.47 | sl 12735.2 |
| 2021.01.28 00:20:00 | 40 | US100.pro | sell | in | 0.001 | 12979.8 | 40 | 0.00 | 0.00 | 0.00 | 10 136.47 | Smart DI SELL |
| 2021.01.28 10:04:53 | 41 | US100.pro | buy | out | 0.001 | 12965.0 | 41 | 0.00 | 0.00 | 0.30 | 10 136.77 | sl 12965.0 |
| 2021.01.28 18:45:00 | 42 | US100.pro | buy | in | 0.001 | 13368.5 | 42 | 0.00 | 0.00 | 0.00 | 10 136.77 | Smart DI BUY |
| 2021.02.02 15:58:04 | 43 | US100.pro | sell | out | 0.001 | 13380.0 | 43 | 0.00 | 0.00 | 0.23 | 10 137.00 | sl 13381.2 |
| 2021.02.10 04:20:02 | 44 | US100.pro | buy | in | 0.001 | 13744.2 | 44 | 0.00 | 0.00 | 0.00 | 10 137.00 | Smart DI BUY |
| 2021.02.10 04:25:01 | 45 | US100.pro | buy | in | 0.01 | 13747.0 | 45 | 0.00 | 0.00 | 0.00 | 10 137.00 | Smart DI BUY |
| 2021.02.15 00:20:56 | 46 | US100.pro | sell | out | 0.001 | 13828.4 | 46 | 0.00 | 0.00 | 1.68 | 10 138.68 | sl 13828.9 |
| 2021.02.15 00:20:56 | 47 | US100.pro | sell | out | 0.01 | 13828.4 | 47 | 0.00 | 0.00 | 16.28 | 10 154.96 | sl 13828.9 |
| 2021.02.19 14:15:00 | 48 | US100.pro | buy | in | 0.001 | 13713.9 | 48 | 0.00 | 0.00 | 0.00 | 10 154.96 | Smart DI BUY |
| 2021.02.19 14:16:00 | 49 | US100.pro | buy | in | 0.01 | 13716.1 | 49 | 0.00 | 0.00 | 0.00 | 10 154.96 | MTF BUY |
| 2021.04.09 00:01:50 | 50 | US100.pro | sell | out | 0.001 | 13780.0 | 50 | 0.00 | 0.00 | 1.32 | 10 156.28 | sl 13780.2 |
| 2021.04.09 00:01:50 | 51 | US100.pro | sell | out | 0.01 | 13780.0 | 51 | 0.00 | 0.00 | 12.78 | 10 169.06 | sl 13780.2 |
| 2021.09.09 01:00:00 | 52 | US100.pro | sell | in | 0.001 | 15599.2 | 52 | 0.00 | 0.00 | 0.00 | 10 169.06 | Smart DI SELL |
| 2021.09.09 06:50:02 | 53 | US100.pro | sell | in | 0.01 | 15573.2 | 53 | 0.00 | 0.00 | 0.00 | 10 169.06 | Smart DI SELL |
| 2021.09.09 09:15:00 | 54 | US100.pro | buy | out | 0.001 | 15572.3 | 54 | 0.00 | 0.00 | 0.54 | 10 169.60 | sl 15571.5 |
| 2021.09.13 00:13:54 | 55 | US100.pro | buy | out | 0.01 | 15464.8 | 55 | 0.00 | 0.00 | 21.68 | 10 191.28 | sl 15464.4 |
| 2021.09.23 09:45:00 | 56 | US100.pro | buy | in | 0.001 | 15250.8 | 56 | 0.00 | 0.00 | 0.00 | 10 191.28 | Smart DI BUY |
| 2021.09.23 11:09:40 | 57 | US100.pro | sell | out | 0.001 | 15268.5 | 57 | 0.00 | 0.00 | 0.35 | 10 191.63 | sl 15269.0 |
| 2022.02.07 14:00:00 | 58 | US100.pro | buy | in | 0.001 | 14724.9 | 58 | 0.00 | 0.00 | 0.00 | 10 191.63 | Smart DI BUY |
| 2022.02.07 15:49:06 | 59 | US100.pro | sell | out | 0.001 | 14724.7 | 59 | 0.00 | 0.00 | 0.00 | 10 191.63 | sl 14725.1 |
| 2022.02.18 18:00:00 | 60 | US100.pro | sell | in | 0.001 | 13975.2 | 60 | 0.00 | 0.00 | 0.00 | 10 191.63 | Smart DI SELL |
| 2022.02.18 19:24:14 | 61 | US100.pro | buy | out | 0.001 | 13946.3 | 61 | 0.00 | 0.00 | 0.58 | 10 192.21 | sl 13945.4 |
| 2022.02.28 08:45:00 | 62 | US100.pro | buy | in | 0.001 | 13994.1 | 62 | 0.00 | 0.00 | 0.00 | 10 192.21 | Smart DI BUY |
| 2022.02.28 08:46:00 | 63 | US100.pro | buy | in | 0.01 | 14004.6 | 63 | 0.00 | 0.00 | 0.00 | 10 192.21 | MTF BUY |
| 2022.02.28 10:21:06 | 64 | US100.pro | sell | out | 0.001 | 13993.7 | 64 | 0.00 | 0.00 | -0.01 | 10 192.20 | sl 13994.3 |
| 2022.02.28 13:42:46 | 65 | US100.pro | sell | out | 0.01 | 14039.2 | 65 | 0.00 | 0.00 | 6.92 | 10 199.12 | sl 14039.3 |
| 2022.04.12 03:50:00 | 66 | US100.pro | sell | in | 0.001 | 13930.0 | 66 | 0.00 | 0.00 | 0.00 | 10 199.12 | Smart DI SELL |
| 2022.04.12 03:51:00 | 67 | US100.pro | sell | in | 0.01 | 13927.7 | 67 | 0.00 | 0.00 | 0.00 | 10 199.12 | MTF SELL |
| 2022.04.12 03:52:00 | 68 | US100.pro | sell | in | 0.1 | 13926.2 | 68 | 0.00 | 0.00 | 0.00 | 10 199.12 | 3 Candles SELL |
| 2022.04.14 22:45:07 | 69 | US100.pro | buy | out | 0.001 | 13889.2 | 69 | 0.00 | 0.00 | 0.82 | 10 199.94 | sl 13889.1 |

| | | | | | | | | | | | | |
|---------------------|-----|-----------|------|-----|-------|---------|-----|------|------|--------|-----------|----------------|
| 2022.04.18 00:45:19 | 70 | US100.pro | buy | out | 0.01 | 13816.2 | 70 | 0.00 | 0.00 | 22.30 | 10 222.24 | sl 13815.9 |
| 2022.04.18 00:45:19 | 71 | US100.pro | buy | out | 0.1 | 13816.2 | 71 | 0.00 | 0.00 | 220.00 | 10 442.24 | sl 13815.9 |
| 2022.06.02 18:30:00 | 72 | US100.pro | buy | in | 0.001 | 12769.3 | 72 | 0.00 | 0.00 | 0.00 | 10 442.24 | Smart DI BUY |
| 2022.06.02 20:26:11 | 73 | US100.pro | sell | out | 0.001 | 12847.9 | 73 | 0.00 | 0.00 | 1.57 | 10 443.81 | sl 12848.6 |
| 2022.07.08 17:30:00 | 74 | US100.pro | buy | in | 0.001 | 12203.0 | 74 | 0.00 | 0.00 | 0.00 | 10 443.81 | Smart DI BUY |
| 2022.07.08 17:35:00 | 75 | US100.pro | buy | in | 0.01 | 12206.3 | 75 | 0.00 | 0.00 | 0.00 | 10 443.81 | Smart DI BUY |
| 2022.07.19 20:23:50 | 76 | US100.pro | sell | out | 0.001 | 12258.1 | 76 | 0.00 | 0.00 | 1.10 | 10 444.91 | sl 12258.1 |
| 2022.07.19 20:23:50 | 77 | US100.pro | sell | out | 0.01 | 12258.1 | 77 | 0.00 | 0.00 | 10.36 | 10 455.27 | sl 12258.1 |
| 2022.07.20 17:55:00 | 78 | US100.pro | buy | in | 0.001 | 12504.0 | 78 | 0.00 | 0.00 | 0.00 | 10 455.27 | Smart DI BUY |
| 2022.07.21 15:00:46 | 79 | US100.pro | sell | out | 0.001 | 12520.6 | 79 | 0.00 | 0.00 | 0.33 | 10 455.60 | sl 12520.7 |
| 2022.08.02 04:30:00 | 80 | US100.pro | sell | in | 0.001 | 12887.3 | 80 | 0.00 | 0.00 | 0.00 | 10 455.60 | Smart DI SELL |
| 2022.08.02 12:13:56 | 81 | US100.pro | buy | out | 0.001 | 12837.6 | 81 | 0.00 | 0.00 | 0.99 | 10 456.59 | sl 12837.6 |
| 2022.08.11 02:00:00 | 82 | US100.pro | buy | in | 0.001 | 13399.8 | 82 | 0.00 | 0.00 | 0.00 | 10 456.59 | Smart DI BUY |
| 2022.08.11 03:31:38 | 83 | US100.pro | sell | out | 0.001 | 13445.7 | 83 | 0.00 | 0.00 | 0.92 | 10 457.51 | sl 13445.8 |
| 2022.08.11 05:45:00 | 84 | US100.pro | buy | in | 0.001 | 13454.0 | 84 | 0.00 | 0.00 | 0.00 | 10 457.51 | Smart DI BUY |
| 2022.08.11 14:33:53 | 85 | US100.pro | sell | out | 0.001 | 13464.5 | 85 | 0.00 | 0.00 | 0.21 | 10 457.72 | sl 13464.8 |
| 2022.08.18 01:05:00 | 86 | US100.pro | sell | in | 0.001 | 13467.0 | 86 | 0.00 | 0.00 | 0.00 | 10 457.72 | Smart DI SELL |
| 2022.08.18 01:10:00 | 87 | US100.pro | sell | in | 0.01 | 13464.7 | 87 | 0.00 | 0.00 | 0.00 | 10 457.72 | Smart DI SELL |
| 2022.08.18 01:11:00 | 88 | US100.pro | sell | in | 0.1 | 13463.1 | 88 | 0.00 | 0.00 | 0.00 | 10 457.72 | MTF SELL |
| 2022.08.18 09:08:55 | 89 | US100.pro | buy | out | 0.001 | 13433.2 | 89 | 0.00 | 0.00 | 0.68 | 10 458.40 | sl 13433.1 |
| 2022.08.18 09:08:55 | 90 | US100.pro | buy | out | 0.01 | 13433.2 | 90 | 0.00 | 0.00 | 6.30 | 10 464.70 | sl 13433.1 |
| 2022.08.18 09:08:55 | 91 | US100.pro | buy | out | 0.1 | 13433.2 | 91 | 0.00 | 0.00 | 59.80 | 10 524.50 | sl 13433.1 |
| 2022.10.06 12:05:00 | 92 | US100.pro | sell | in | 0.001 | 11540.7 | 92 | 0.00 | 0.00 | 0.00 | 10 524.50 | Smart DI SELL |
| 2022.10.06 12:06:00 | 93 | US100.pro | sell | in | 0.01 | 11538.9 | 93 | 0.00 | 0.00 | 0.00 | 10 524.50 | MTF SELL |
| 2022.10.06 12:07:00 | 94 | US100.pro | sell | in | 0.1 | 11537.5 | 94 | 0.00 | 0.00 | 0.00 | 10 524.50 | 3 Candles SELL |
| 2022.10.07 00:20:01 | 95 | US100.pro | buy | out | 0.001 | 11512.8 | 95 | 0.00 | 0.00 | 0.56 | 10 525.06 | sl 11511.9 |
| 2022.10.07 08:48:02 | 96 | US100.pro | buy | out | 0.01 | 11474.2 | 96 | 0.00 | 0.00 | 12.94 | 10 538.00 | sl 11473.8 |
| 2022.10.07 08:48:02 | 97 | US100.pro | buy | out | 0.1 | 11474.2 | 97 | 0.00 | 0.00 | 126.60 | 10 664.60 | sl 11473.8 |
| 2022.10.18 01:20:00 | 98 | US100.pro | buy | in | 0.001 | 11200.0 | 98 | 0.00 | 0.00 | 0.00 | 10 664.60 | Smart DI BUY |
| 2022.10.18 01:25:00 | 99 | US100.pro | buy | in | 0.01 | 11203.0 | 99 | 0.00 | 0.00 | 0.00 | 10 664.60 | Smart DI BUY |
| 2022.10.18 01:50:00 | 100 | US100.pro | buy | in | 0.1 | 11214.5 | 100 | 0.00 | 0.00 | 0.00 | 10 664.60 | Smart DI BUY |
| 2022.10.18 06:41:15 | 101 | US100.pro | sell | out | 0.001 | 11337.4 | 101 | 0.00 | 0.00 | 2.75 | 10 667.35 | sl 11337.4 |
| 2022.10.18 06:41:15 | 102 | US100.pro | sell | out | 0.01 | 11337.4 | 102 | 0.00 | 0.00 | 26.88 | 10 694.23 | sl 11337.4 |
| 2022.10.18 06:41:15 | 103 | US100.pro | sell | out | 0.1 | 11337.4 | 103 | 0.00 | 0.00 | 245.80 | 10 940.03 | sl 11337.4 |
| 2022.10.18 14:15:00 | 104 | US100.pro | buy | in | 0.001 | 11369.1 | 104 | 0.00 | 0.00 | 0.00 | 10 940.03 | Smart DI BUY |
| 2022.10.18 15:37:25 | 105 | US100.pro | sell | out | 0.001 | 11368.2 | 105 | 0.00 | 0.00 | -0.02 | 10 940.01 | sl 11369.3 |
| 2022.12.02 02:50:00 | 106 | US100.pro | sell | in | 0.001 | 11999.4 | 106 | 0.00 | 0.00 | 0.00 | 10 940.01 | Smart DI SELL |
| 2022.12.02 14:49:08 | 107 | US100.pro | buy | out | 0.001 | 11810.0 | 107 | 0.00 | 0.00 | 3.79 | 10 943.80 | sl 11808.9 |
| 2022.12.09 05:15:22 | 108 | US100.pro | buy | in | 0.001 | 11684.5 | 108 | 0.00 | 0.00 | 0.00 | 10 943.80 | Smart DI BUY |
| 2022.12.09 14:09:57 | 109 | US100.pro | sell | out | 0.001 | 11722.6 | 109 | 0.00 | 0.00 | 0.76 | 10 944.56 | sl 11722.6 |
| 2022.12.12 11:40:00 | 110 | US100.pro | buy | in | 0.001 | 11598.7 | 110 | 0.00 | 0.00 | 0.00 | 10 944.56 | Smart DI BUY |
| 2022.12.12 11:41:00 | 111 | US100.pro | buy | in | 0.01 | 11601.1 | 111 | 0.00 | 0.00 | 0.00 | 10 944.56 | MTF BUY |

| | | | | | | | | | | | | |
|---------------------|-----|-----------|------|-----|-------|---------|-----|------|------|-------|-----------|---------------|
| 2022.12.12 21:42:04 | 112 | US100.pro | sell | out | 0.001 | 11676.2 | 112 | 0.00 | 0.00 | 1.55 | 10 946.11 | sl 11676.4 |
| 2022.12.12 21:42:04 | 113 | US100.pro | sell | out | 0.01 | 11676.2 | 113 | 0.00 | 0.00 | 15.02 | 10 961.13 | sl 11676.4 |
| 2022.12.13 00:40:00 | 114 | US100.pro | buy | in | 0.001 | 11706.2 | 114 | 0.00 | 0.00 | 0.00 | 10 961.13 | Smart DI BUY |
| 2022.12.13 10:45:01 | 115 | US100.pro | sell | out | 0.001 | 11733.6 | 115 | 0.00 | 0.00 | 0.55 | 10 961.68 | sl 11733.8 |
| 2022.12.30 14:30:00 | 116 | US100.pro | sell | in | 0.001 | 10907.9 | 116 | 0.00 | 0.00 | 0.00 | 10 961.68 | Smart DI SELL |
| 2022.12.30 15:58:15 | 117 | US100.pro | buy | out | 0.001 | 10910.1 | 117 | 0.00 | 0.00 | -0.04 | 10 961.64 | sl 10907.7 |
| 2023.01.11 01:15:00 | 118 | US100.pro | buy | in | 0.001 | 11296.8 | 118 | 0.00 | 0.00 | 0.00 | 10 961.64 | Smart DI BUY |
| 2023.01.11 15:32:45 | 119 | US100.pro | sell | out | 0.001 | 11303.7 | 119 | 0.00 | 0.00 | 0.14 | 10 961.78 | sl 11303.9 |
| 2023.01.27 17:55:00 | 120 | US100.pro | buy | in | 0.001 | 12200.8 | 120 | 0.00 | 0.00 | 0.00 | 10 961.78 | Smart DI BUY |
| 2023.01.27 17:56:00 | 121 | US100.pro | buy | in | 0.01 | 12206.3 | 121 | 0.00 | 0.00 | 0.00 | 10 961.78 | MTF BUY |
| 2023.01.27 20:07:17 | 122 | US100.pro | sell | out | 0.001 | 12247.5 | 122 | 0.00 | 0.00 | 0.93 | 10 962.71 | sl 12247.7 |
| 2023.01.27 20:07:17 | 123 | US100.pro | sell | out | 0.01 | 12247.5 | 123 | 0.00 | 0.00 | 8.24 | 10 970.95 | sl 12247.7 |
| 2023.02.20 05:15:24 | 124 | US100.pro | buy | in | 0.001 | 12397.6 | 124 | 0.00 | 0.00 | 0.00 | 10 970.95 | Smart DI BUY |
| 2023.03.06 17:23:21 | 125 | US100.pro | sell | out | 0.001 | 12461.2 | 125 | 0.00 | 0.00 | 1.27 | 10 972.22 | sl 12461.3 |
| 2023.03.22 15:30:00 | 126 | US100.pro | buy | in | 0.001 | 12932.5 | 126 | 0.00 | 0.00 | 0.00 | 10 972.22 | Smart DI BUY |
| 2023.03.22 19:02:41 | 127 | US100.pro | sell | out | 0.001 | 12931.4 | 127 | 0.00 | 0.00 | -0.02 | 10 972.20 | sl 12932.7 |
| 2023.03.29 02:00:00 | 128 | US100.pro | buy | in | 0.001 | 12760.1 | 128 | 0.00 | 0.00 | 0.00 | 10 972.20 | Smart DI BUY |
| 2023.03.29 02:05:00 | 129 | US100.pro | buy | in | 0.01 | 12762.7 | 129 | 0.00 | 0.00 | 0.00 | 10 972.20 | Smart DI BUY |
| 2023.03.29 08:16:14 | 130 | US100.pro | sell | out | 0.001 | 12808.2 | 130 | 0.00 | 0.00 | 0.96 | 10 973.16 | sl 12808.2 |
| 2023.03.29 08:16:14 | 131 | US100.pro | sell | out | 0.01 | 12808.2 | 131 | 0.00 | 0.00 | 9.10 | 10 982.26 | sl 12808.2 |
| 2023.03.29 11:30:00 | 132 | US100.pro | buy | in | 0.001 | 12853.3 | 132 | 0.00 | 0.00 | 0.00 | 10 982.26 | Smart DI BUY |
| 2023.03.29 15:55:50 | 133 | US100.pro | sell | out | 0.001 | 12900.9 | 133 | 0.00 | 0.00 | 0.95 | 10 983.21 | sl 12901.0 |
| 2023.04.25 04:50:01 | 134 | US100.pro | sell | in | 0.001 | 13021.5 | 134 | 0.00 | 0.00 | 0.00 | 10 983.21 | Smart DI SELL |
| 2023.04.25 06:00:00 | 135 | US100.pro | sell | in | 0.01 | 13011.6 | 135 | 0.00 | 0.00 | 0.00 | 10 983.21 | Smart DI SELL |
| 2023.04.25 07:30:00 | 136 | US100.pro | sell | in | 0.1 | 13001.5 | 136 | 0.00 | 0.00 | 0.00 | 10 983.21 | Smart DI SELL |
| 2023.04.25 10:37:01 | 137 | US100.pro | buy | out | 0.001 | 12990.7 | 137 | 0.00 | 0.00 | 0.62 | 10 983.83 | sl 12990.5 |
| 2023.04.25 16:40:51 | 138 | US100.pro | buy | out | 0.01 | 12952.5 | 138 | 0.00 | 0.00 | 11.82 | 10 995.65 | sl 12952.2 |
| 2023.04.25 16:40:51 | 139 | US100.pro | buy | out | 0.1 | 12952.5 | 139 | 0.00 | 0.00 | 98.00 | 11 093.65 | sl 12952.2 |
| 2023.06.30 19:00:00 | 140 | US100.pro | buy | in | 0.001 | 15356.8 | 140 | 0.00 | 0.00 | 0.00 | 11 093.65 | Smart DI BUY |
| 2023.07.05 16:44:16 | 141 | US100.pro | sell | out | 0.001 | 15410.9 | 141 | 0.00 | 0.00 | 1.08 | 11 094.73 | sl 15411.0 |
| 2023.07.10 00:40:04 | 142 | US100.pro | sell | in | 0.001 | 15172.1 | 142 | 0.00 | 0.00 | 0.00 | 11 094.73 | Smart DI SELL |
| 2023.07.10 02:25:00 | 143 | US100.pro | sell | in | 0.01 | 15155.2 | 143 | 0.00 | 0.00 | 0.00 | 11 094.73 | Smart DI SELL |
| 2023.07.10 05:51:01 | 144 | US100.pro | buy | out | 0.001 | 15127.2 | 144 | 0.00 | 0.00 | 0.90 | 11 095.63 | sl 15127.0 |
| 2023.07.10 08:05:11 | 145 | US100.pro | buy | out | 0.01 | 15092.1 | 145 | 0.00 | 0.00 | 12.62 | 11 108.25 | sl 15092.1 |
| 2023.08.14 15:20:00 | 146 | US100.pro | sell | in | 0.001 | 15065.9 | 146 | 0.00 | 0.00 | 0.00 | 11 108.25 | Smart DI SELL |
| 2023.08.16 18:33:57 | 147 | US100.pro | buy | out | 0.001 | 15023.2 | 147 | 0.00 | 0.00 | 0.85 | 11 109.10 | sl 15023.2 |
| 2023.08.24 04:40:00 | 148 | US100.pro | buy | in | 0.001 | 15374.0 | 148 | 0.00 | 0.00 | 0.00 | 11 109.10 | Smart DI BUY |
| 2023.08.29 21:35:00 | 149 | US100.pro | sell | out | 0.001 | 15411.4 | 149 | 0.00 | 0.00 | 0.75 | 11 109.85 | sl 15411.4 |
| 2023.09.19 07:30:00 | 150 | US100.pro | sell | in | 0.001 | 15392.0 | 150 | 0.00 | 0.00 | 0.00 | 11 109.85 | Smart DI SELL |
| 2023.09.19 15:41:25 | 151 | US100.pro | buy | out | 0.001 | 15361.1 | 151 | 0.00 | 0.00 | 0.62 | 11 110.47 | sl 15360.3 |
| 2023.09.29 00:15:00 | 152 | US100.pro | buy | in | 0.001 | 14894.3 | 152 | 0.00 | 0.00 | 0.00 | 11 110.47 | Smart DI BUY |
| 2023.09.29 09:45:00 | 153 | US100.pro | sell | out | 0.001 | 14937.7 | 153 | 0.00 | 0.00 | 0.87 | 11 111.34 | sl 14938.1 |

| | | | | | | | | | | | | |
|---------------------|-----|-----------|------|-----|-------|---------|-----|------|------|--------|-----------|----------------|
| 2023.10.06 17:35:00 | 154 | US100.pro | buy | in | 0.001 | 14979.8 | 154 | 0.00 | 0.00 | 0.00 | 11 111.34 | Smart DI BUY |
| 2023.10.06 18:20:39 | 155 | US100.pro | sell | out | 0.001 | 15038.5 | 155 | 0.00 | 0.00 | 1.17 | 11 112.51 | sl 15038.9 |
| 2023.10.20 17:30:00 | 156 | US100.pro | sell | in | 0.001 | 14676.1 | 156 | 0.00 | 0.00 | 0.00 | 11 112.51 | Smart DI SELL |
| 2023.10.20 17:31:00 | 157 | US100.pro | sell | in | 0.01 | 14672.5 | 157 | 0.00 | 0.00 | 0.00 | 11 112.51 | MTF SELL |
| 2023.10.20 17:32:00 | 158 | US100.pro | sell | in | 0.1 | 14669.0 | 158 | 0.00 | 0.00 | 0.00 | 11 112.51 | 3 Candles SELL |
| 2023.10.23 12:00:54 | 159 | US100.pro | buy | out | 0.001 | 14543.5 | 159 | 0.00 | 0.00 | 2.65 | 11 115.16 | sl 14543.4 |
| 2023.10.23 12:00:54 | 160 | US100.pro | buy | out | 0.01 | 14543.5 | 160 | 0.00 | 0.00 | 25.80 | 11 140.96 | sl 14543.4 |
| 2023.10.23 12:00:54 | 161 | US100.pro | buy | out | 0.1 | 14543.5 | 161 | 0.00 | 0.00 | 251.00 | 11 391.96 | sl 14543.4 |
| 2023.11.15 12:45:00 | 162 | US100.pro | buy | in | 0.001 | 15970.3 | 162 | 0.00 | 0.00 | 0.00 | 11 391.96 | Smart DI BUY |
| 2023.11.15 12:50:00 | 163 | US100.pro | buy | in | 0.01 | 15976.3 | 163 | 0.00 | 0.00 | 0.00 | 11 391.96 | Smart DI BUY |
| 2023.11.15 14:31:18 | 164 | US100.pro | sell | out | 0.001 | 15985.6 | 164 | 0.00 | 0.00 | 0.31 | 11 392.27 | sl 15987.2 |
| 2023.11.15 14:31:18 | 165 | US100.pro | sell | out | 0.01 | 15985.6 | 165 | 0.00 | 0.00 | 1.86 | 11 394.13 | sl 15987.2 |
| 2023.11.27 04:30:00 | 166 | US100.pro | sell | in | 0.001 | 15939.1 | 166 | 0.00 | 0.00 | 0.00 | 11 394.13 | Smart DI SELL |
| 2023.11.30 16:58:22 | 167 | US100.pro | buy | out | 0.001 | 15910.3 | 167 | 0.00 | 0.00 | 0.58 | 11 394.71 | sl 15910.2 |
| 2023.12.18 18:15:00 | 168 | US100.pro | buy | in | 0.001 | 16924.1 | 168 | 0.00 | 0.00 | 0.00 | 11 394.71 | Smart DI BUY |
| 2023.12.19 13:42:23 | 169 | US100.pro | sell | out | 0.001 | 16957.5 | 169 | 0.00 | 0.00 | 0.67 | 11 395.38 | sl 16957.5 |
| 2024.01.17 04:35:00 | 170 | US100.pro | sell | in | 0.001 | 16918.6 | 170 | 0.00 | 0.00 | 0.00 | 11 395.38 | Smart DI SELL |
| 2024.01.17 07:53:37 | 171 | US100.pro | buy | out | 0.001 | 16851.7 | 171 | 0.00 | 0.00 | 1.34 | 11 396.72 | sl 16851.2 |
| 2024.01.17 10:15:00 | 172 | US100.pro | sell | in | 0.001 | 16822.1 | 172 | 0.00 | 0.00 | 0.00 | 11 396.72 | Smart DI SELL |
| 2024.01.17 16:06:11 | 173 | US100.pro | buy | out | 0.001 | 16733.3 | 173 | 0.00 | 0.00 | 1.78 | 11 398.50 | sl 16733.1 |
| 2024.01.24 16:45:00 | 174 | US100.pro | buy | in | 0.001 | 17763.6 | 174 | 0.00 | 0.00 | 0.00 | 11 398.50 | Smart DI BUY |
| 2024.02.07 16:55:24 | 175 | US100.pro | sell | out | 0.001 | 17838.0 | 175 | 0.00 | 0.00 | 1.49 | 11 399.99 | sl 17839.1 |
| 2024.02.14 09:00:00 | 176 | US100.pro | buy | in | 0.001 | 17739.8 | 176 | 0.00 | 0.00 | 0.00 | 11 399.99 | Smart DI BUY |
| 2024.02.14 11:06:40 | 177 | US100.pro | sell | out | 0.001 | 17781.0 | 177 | 0.00 | 0.00 | 0.82 | 11 400.81 | sl 17781.1 |
| 2024.02.15 01:00:00 | 178 | US100.pro | buy | in | 0.001 | 17879.5 | 178 | 0.00 | 0.00 | 0.00 | 11 400.81 | Smart DI BUY |
| 2024.02.15 14:48:55 | 179 | US100.pro | sell | out | 0.001 | 17898.3 | 179 | 0.00 | 0.00 | 0.38 | 11 401.19 | sl 17898.5 |
| 2024.03.13 07:00:00 | 180 | US100.pro | buy | in | 0.001 | 18235.5 | 180 | 0.00 | 0.00 | 0.00 | 11 401.19 | Smart DI BUY |
| 2024.03.14 00:50:10 | 181 | US100.pro | sell | out | 0.001 | 18372.1 | 181 | 0.00 | 0.00 | 2.73 | 11 403.92 | sl 18372.3 |
| 2024.03.18 03:50:00 | 182 | US100.pro | buy | in | 0.001 | 18121.6 | 182 | 0.00 | 0.00 | 0.00 | 11 403.92 | Smart DI BUY |
| 2024.03.18 05:40:02 | 183 | US100.pro | buy | in | 0.01 | 18137.2 | 183 | 0.00 | 0.00 | 0.00 | 11 403.92 | Smart DI BUY |
| 2024.03.18 10:14:37 | 184 | US100.pro | sell | out | 0.001 | 18179.7 | 184 | 0.00 | 0.00 | 1.16 | 11 405.08 | sl 18180.1 |
| 2024.03.18 10:14:37 | 185 | US100.pro | sell | out | 0.01 | 18179.7 | 185 | 0.00 | 0.00 | 8.50 | 11 413.58 | sl 18180.1 |
| 2024.03.19 01:30:00 | 186 | US100.pro | sell | in | 0.001 | 18179.4 | 186 | 0.00 | 0.00 | 0.00 | 11 413.58 | Smart DI SELL |
| 2024.03.19 12:50:57 | 187 | US100.pro | buy | out | 0.001 | 18120.0 | 187 | 0.00 | 0.00 | 1.19 | 11 414.77 | sl 18120.0 |
| 2024.03.19 17:45:00 | 188 | US100.pro | buy | in | 0.001 | 18249.0 | 188 | 0.00 | 0.00 | 0.00 | 11 414.77 | Smart DI BUY |
| 2024.03.19 17:46:00 | 189 | US100.pro | buy | in | 0.01 | 18251.7 | 189 | 0.00 | 0.00 | 0.00 | 11 414.77 | MTF BUY |
| 2024.03.19 18:35:00 | 190 | US100.pro | buy | in | 0.1 | 18259.6 | 190 | 0.00 | 0.00 | 0.00 | 11 414.77 | Smart DI BUY |
| 2024.03.20 13:00:28 | 191 | US100.pro | sell | out | 0.001 | 18321.5 | 191 | 0.00 | 0.00 | 1.45 | 11 416.22 | sl 18321.6 |
| 2024.03.20 13:00:28 | 192 | US100.pro | sell | out | 0.01 | 18321.5 | 192 | 0.00 | 0.00 | 13.96 | 11 430.18 | sl 18321.6 |
| 2024.03.20 13:00:28 | 193 | US100.pro | sell | out | 0.1 | 18321.5 | 193 | 0.00 | 0.00 | 123.80 | 11 553.98 | sl 18321.6 |
| 2024.03.21 03:30:00 | 194 | US100.pro | buy | in | 0.001 | 18585.3 | 194 | 0.00 | 0.00 | 0.00 | 11 553.98 | Smart DI BUY |
| 2024.03.21 09:00:19 | 195 | US100.pro | sell | out | 0.001 | 18651.2 | 195 | 0.00 | 0.00 | 1.32 | 11 555.30 | sl 18651.2 |

| | | | | | | | | | | | | |
|---------------------|-----|-----------|------|-----|-------|---------|-----|------|------|-------|-----------|---------------|
| 2024.04.09 08:35:00 | 196 | US100.pro | buy | in | 0.001 | 18322.8 | 196 | 0.00 | 0.00 | 0.00 | 11 555.30 | Smart DI BUY |
| 2024.04.09 15:33:52 | 197 | US100.pro | sell | out | 0.001 | 18371.2 | 197 | 0.00 | 0.00 | 0.97 | 11 556.27 | sl 18372.3 |
| 2024.05.06 12:30:00 | 198 | US100.pro | buy | in | 0.001 | 18055.2 | 198 | 0.00 | 0.00 | 0.00 | 11 556.27 | Smart DI BUY |
| 2024.05.06 16:10:43 | 199 | US100.pro | sell | out | 0.001 | 18093.0 | 199 | 0.00 | 0.00 | 0.76 | 11 557.03 | sl 18093.1 |
| 2024.06.03 02:20:00 | 200 | US100.pro | buy | in | 0.001 | 18636.9 | 200 | 0.00 | 0.00 | 0.00 | 11 557.03 | Smart DI BUY |
| 2024.06.03 02:21:00 | 201 | US100.pro | buy | in | 0.01 | 18642.6 | 201 | 0.00 | 0.00 | 0.00 | 11 557.03 | MTF BUY |
| 2024.06.03 02:30:00 | 202 | US100.pro | buy | in | 0.1 | 18643.8 | 202 | 0.00 | 0.00 | 0.00 | 11 557.03 | Smart DI BUY |
| 2024.06.03 14:08:25 | 203 | US100.pro | sell | out | 0.001 | 18685.5 | 203 | 0.00 | 0.00 | 0.97 | 11 558.00 | sl 18685.5 |
| 2024.06.03 14:32:24 | 204 | US100.pro | sell | out | 0.01 | 18692.7 | 204 | 0.00 | 0.00 | 10.02 | 11 568.02 | sl 18693.2 |
| 2024.06.03 14:32:24 | 205 | US100.pro | sell | out | 0.1 | 18692.7 | 205 | 0.00 | 0.00 | 97.80 | 11 665.82 | sl 18693.2 |
| 2024.06.28 01:35:00 | 206 | US100.pro | buy | in | 0.001 | 20095.8 | 206 | 0.00 | 0.00 | 0.00 | 11 665.82 | Smart DI BUY |
| 2024.06.28 14:30:02 | 207 | US100.pro | sell | out | 0.001 | 20124.0 | 207 | 0.00 | 0.00 | 0.56 | 11 666.38 | sl 20129.5 |
| 2024.07.26 11:00:00 | 208 | US100.pro | buy | in | 0.001 | 19220.6 | 208 | 0.00 | 0.00 | 0.00 | 11 666.38 | Smart DI BUY |
| 2024.07.26 19:02:08 | 209 | US100.pro | sell | out | 0.001 | 19267.5 | 209 | 0.00 | 0.00 | 0.94 | 11 667.32 | sl 19267.7 |
| 2024.07.29 02:25:00 | 210 | US100.pro | buy | in | 0.001 | 19279.0 | 210 | 0.00 | 0.00 | 0.00 | 11 667.32 | Smart DI BUY |
| 2024.07.29 02:26:00 | 211 | US100.pro | buy | in | 0.01 | 19283.5 | 211 | 0.00 | 0.00 | 0.00 | 11 667.32 | MTF BUY |
| 2024.07.29 02:30:00 | 212 | US100.pro | buy | in | 0.1 | 19286.9 | 212 | 0.00 | 0.00 | 0.00 | 11 667.32 | Smart DI BUY |
| 2024.07.29 03:00:35 | 213 | US100.pro | sell | out | 0.001 | 19291.0 | 213 | 0.00 | 0.00 | 0.24 | 11 667.56 | sl 19291.0 |
| 2024.07.29 09:05:39 | 214 | US100.pro | sell | out | 0.01 | 19293.7 | 214 | 0.00 | 0.00 | 2.04 | 11 669.60 | sl 19294.2 |
| 2024.07.29 14:49:30 | 215 | US100.pro | sell | out | 0.1 | 19333.9 | 215 | 0.00 | 0.00 | 94.00 | 11 763.60 | sl 19334.0 |
| 2024.08.16 19:00:00 | 216 | US100.pro | buy | in | 0.001 | 19652.6 | 216 | 0.00 | 0.00 | 0.00 | 11 763.60 | Smart DI BUY |
| 2024.08.19 20:18:48 | 217 | US100.pro | sell | out | 0.001 | 19724.0 | 217 | 0.00 | 0.00 | 1.43 | 11 765.03 | sl 19724.0 |
| 2024.10.24 10:20:00 | 218 | US100.pro | buy | in | 0.001 | 20394.1 | 218 | 0.00 | 0.00 | 0.00 | 11 765.03 | Smart DI BUY |
| 2024.10.25 11:33:18 | 219 | US100.pro | sell | out | 0.001 | 20434.1 | 219 | 0.00 | 0.00 | 0.80 | 11 765.83 | sl 20434.2 |
| 2024.11.04 03:30:00 | 220 | US100.pro | buy | in | 0.001 | 20227.6 | 220 | 0.00 | 0.00 | 0.00 | 11 765.83 | Smart DI BUY |
| 2024.11.05 16:11:51 | 221 | US100.pro | sell | out | 0.001 | 20262.7 | 221 | 0.00 | 0.00 | 0.70 | 11 766.53 | sl 20263.3 |
| 2024.11.19 05:25:00 | 222 | US100.pro | buy | in | 0.001 | 20690.1 | 222 | 0.00 | 0.00 | 0.00 | 11 766.53 | Smart DI BUY |
| 2024.11.19 05:30:00 | 223 | US100.pro | buy | in | 0.01 | 20691.7 | 223 | 0.00 | 0.00 | 0.00 | 11 766.53 | Smart DI BUY |
| 2024.11.19 20:13:47 | 224 | US100.pro | sell | out | 0.001 | 20778.5 | 224 | 0.00 | 0.00 | 1.77 | 11 768.30 | sl 20778.5 |
| 2024.11.19 20:13:47 | 225 | US100.pro | sell | out | 0.01 | 20778.5 | 225 | 0.00 | 0.00 | 17.36 | 11 785.66 | sl 20778.5 |
| 2024.11.27 07:00:00 | 226 | US100.pro | sell | in | 0.001 | 20958.4 | 226 | 0.00 | 0.00 | 0.00 | 11 785.66 | Smart DI SELL |
| 2024.11.27 10:48:13 | 227 | US100.pro | buy | out | 0.001 | 20920.0 | 227 | 0.00 | 0.00 | 0.77 | 11 786.43 | sl 20919.8 |
| 2025.02.13 00:45:00 | 228 | US100.pro | buy | in | 0.001 | 21880.6 | 228 | 0.00 | 0.00 | 0.00 | 11 786.43 | Smart DI BUY |
| 2025.02.13 00:46:00 | 229 | US100.pro | buy | in | 0.01 | 21882.7 | 229 | 0.00 | 0.00 | 0.00 | 11 786.43 | MTF BUY |
| 2025.02.13 15:38:16 | 230 | US100.pro | sell | out | 0.01 | 21881.1 | 230 | 0.00 | 0.00 | -0.32 | 11 786.11 | sl 21882.9 |
| 2025.02.13 15:38:28 | 231 | US100.pro | sell | out | 0.001 | 21880.7 | 231 | 0.00 | 0.00 | 0.00 | 11 786.11 | sl 21880.8 |
| 2025.04.23 15:45:00 | 232 | US100.pro | buy | in | 0.001 | 19035.5 | 232 | 0.00 | 0.00 | 0.00 | 11 786.11 | Smart DI BUY |
| 2025.04.23 15:52:28 | 233 | US100.pro | sell | out | 0.001 | 19029.0 | 233 | 0.00 | 0.00 | -0.13 | 11 785.98 | sl 19035.7 |
| 2025.05.19 06:30:00 | 234 | US100.pro | sell | in | 0.001 | 21213.6 | 234 | 0.00 | 0.00 | 0.00 | 11 785.98 | Smart DI SELL |
| 2025.05.19 09:19:14 | 235 | US100.pro | buy | out | 0.001 | 21201.8 | 235 | 0.00 | 0.00 | 0.24 | 11 786.22 | sl 21201.8 |
| 2025.06.24 01:15:00 | 236 | US100.pro | buy | in | 0.001 | 22228.2 | 236 | 0.00 | 0.00 | 0.00 | 11 786.22 | Smart DI BUY |
| 2025.06.24 08:47:25 | 237 | US100.pro | sell | out | 0.001 | 22341.6 | 237 | 0.00 | 0.00 | 2.27 | 11 788.49 | sl 22342.4 |

| | | | | | | | | | | | | |
|---------------------|-----|-----------|------|-----|-------|---------|-----|------|------|-------|-----------|---------------|
| 2025.06.24 09:00:00 | 238 | US100.pro | buy | in | 0.001 | 22359.5 | 238 | 0.00 | 0.00 | 0.00 | 11 788.49 | Smart DI BUY |
| 2025.06.24 18:45:00 | 239 | US100.pro | buy | in | 0.01 | 22416.3 | 239 | 0.00 | 0.00 | 0.00 | 11 788.49 | Smart DI BUY |
| 2025.06.24 18:57:18 | 240 | US100.pro | sell | out | 0.001 | 22392.2 | 240 | 0.00 | 0.00 | 0.65 | 11 789.14 | sl 22392.4 |
| 2025.06.25 14:11:09 | 241 | US100.pro | sell | out | 0.01 | 22484.2 | 241 | 0.00 | 0.00 | 13.58 | 11 802.72 | sl 22484.2 |
| 2025.06.30 00:30:00 | 242 | US100.pro | buy | in | 0.001 | 22809.4 | 242 | 0.00 | 0.00 | 0.00 | 11 802.72 | Smart DI BUY |
| 2025.06.30 05:16:06 | 243 | US100.pro | sell | out | 0.001 | 22858.7 | 243 | 0.00 | 0.00 | 0.99 | 11 803.71 | sl 22858.8 |
| 2025.08.08 00:20:00 | 244 | US100.pro | buy | in | 0.001 | 23552.0 | 244 | 0.00 | 0.00 | 0.00 | 11 803.71 | Smart DI BUY |
| 2025.08.08 16:15:07 | 245 | US100.pro | sell | out | 0.001 | 23633.0 | 245 | 0.00 | 0.00 | 1.62 | 11 805.33 | sl 23634.2 |
| 2025.08.12 18:25:00 | 246 | US100.pro | buy | in | 0.001 | 23876.5 | 246 | 0.00 | 0.00 | 0.00 | 11 805.33 | Smart DI BUY |
| 2025.08.12 18:30:00 | 247 | US100.pro | buy | in | 0.01 | 23880.1 | 247 | 0.00 | 0.00 | 0.00 | 11 805.33 | Smart DI BUY |
| 2025.08.12 20:31:08 | 248 | US100.pro | sell | out | 0.001 | 23913.2 | 248 | 0.00 | 0.00 | 0.73 | 11 806.06 | sl 23913.5 |
| 2025.08.12 20:31:08 | 249 | US100.pro | sell | out | 0.01 | 23913.2 | 249 | 0.00 | 0.00 | 6.62 | 11 812.68 | sl 23913.5 |
| 2025.08.18 13:45:00 | 250 | US100.pro | sell | in | 0.001 | 23750.7 | 250 | 0.00 | 0.00 | 0.00 | 11 812.68 | Smart DI SELL |
| 2025.08.19 16:04:05 | 251 | US100.pro | buy | out | 0.001 | 23705.8 | 251 | 0.00 | 0.00 | 0.90 | 11 813.58 | sl 23701.3 |
| 2025.08.28 18:50:00 | 252 | US100.pro | buy | in | 0.001 | 23750.8 | 252 | 0.00 | 0.00 | 0.00 | 11 813.58 | Smart DI BUY |
| 2025.08.28 18:51:00 | 253 | US100.pro | buy | in | 0.01 | 23754.6 | 253 | 0.00 | 0.00 | 0.00 | 11 813.58 | MTF BUY |
| 2025.08.28 21:55:58 | 254 | US100.pro | sell | out | 0.001 | 23778.2 | 254 | 0.00 | 0.00 | 0.55 | 11 814.13 | sl 23778.5 |
| 2025.09.05 15:21:47 | 255 | US100.pro | sell | out | 0.01 | 23877.2 | 255 | 0.00 | 0.00 | 24.52 | 11 838.65 | sl 23878.1 |
| 2025.09.18 01:30:00 | 256 | US100.pro | buy | in | 0.001 | 24575.3 | 256 | 0.00 | 0.00 | 0.00 | 11 838.65 | Smart DI BUY |
| 2025.09.18 05:43:44 | 257 | US100.pro | sell | out | 0.001 | 24635.2 | 257 | 0.00 | 0.00 | 1.20 | 11 839.85 | sl 24635.6 |
| 2025.10.03 03:45:00 | 258 | US100.pro | buy | in | 0.001 | 25157.0 | 258 | 0.00 | 0.00 | 0.00 | 11 839.85 | Smart DI BUY |
| 2025.10.06 14:29:39 | 259 | US100.pro | sell | out | 0.001 | 25211.6 | 259 | 0.00 | 0.00 | 1.09 | 11 840.94 | sl 25213.2 |
| 2025.10.14 05:55:00 | 260 | US100.pro | sell | in | 0.001 | 24907.1 | 260 | 0.00 | 0.00 | 0.00 | 11 840.94 | Smart DI SELL |
| 2025.10.14 06:57:13 | 261 | US100.pro | buy | out | 0.001 | 24803.7 | 261 | 0.00 | 0.00 | 2.07 | 11 843.01 | sl 24803.4 |
| 2025.10.28 18:45:00 | 262 | US100.pro | buy | in | 0.001 | 26144.7 | 262 | 0.00 | 0.00 | 0.00 | 11 843.01 | Smart DI BUY |
| 2025.10.28 20:03:22 | 263 | US100.pro | sell | out | 0.001 | 26179.9 | 263 | 0.00 | 0.00 | 0.70 | 11 843.71 | sl 26180.4 |
| 2025.11.03 01:45:00 | 264 | US100.pro | buy | in | 0.001 | 26113.5 | 264 | 0.00 | 0.00 | 0.00 | 11 843.71 | Smart DI BUY |
| 2025.11.03 01:46:00 | 265 | US100.pro | buy | in | 0.01 | 26115.2 | 265 | 0.00 | 0.00 | 0.00 | 11 843.71 | MTF BUY |
| 2025.11.03 12:27:20 | 266 | US100.pro | sell | out | 0.001 | 26157.9 | 266 | 0.00 | 0.00 | 0.89 | 11 844.60 | sl 26157.9 |
| 2025.11.03 12:27:20 | 267 | US100.pro | sell | out | 0.01 | 26157.9 | 267 | 0.00 | 0.00 | 8.54 | 11 853.14 | sl 26157.9 |
| 2025.11.04 03:35:00 | 268 | US100.pro | sell | in | 0.001 | 25969.4 | 268 | 0.00 | 0.00 | 0.00 | 11 853.14 | Smart DI SELL |
| 2025.11.04 05:55:28 | 269 | US100.pro | buy | out | 0.001 | 25919.4 | 269 | 0.00 | 0.00 | 1.00 | 11 854.14 | sl 25919.1 |
| 2025.11.18 04:50:00 | 270 | US100.pro | sell | in | 0.001 | 24779.1 | 270 | 0.00 | 0.00 | 0.00 | 11 854.14 | Smart DI SELL |
| 2025.11.18 04:51:00 | 271 | US100.pro | sell | in | 0.01 | 24775.0 | 271 | 0.00 | 0.00 | 0.00 | 11 854.14 | MTF SELL |
| 2025.11.18 05:39:17 | 272 | US100.pro | buy | out | 0.001 | 24690.0 | 272 | 0.00 | 0.00 | 1.78 | 11 855.92 | sl 24690.0 |
| 2025.11.18 05:39:17 | 273 | US100.pro | buy | out | 0.01 | 24690.0 | 273 | 0.00 | 0.00 | 17.00 | 11 872.92 | sl 24690.0 |
| 2026.01.02 04:55:00 | 274 | US100.pro | buy | in | 0.001 | 25622.5 | 274 | 0.00 | 0.00 | 0.00 | 11 872.92 | Smart DI BUY |
| 2026.01.02 05:00:00 | 275 | US100.pro | buy | in | 0.01 | 25626.7 | 275 | 0.00 | 0.00 | 0.00 | 11 872.92 | Smart DI BUY |
| 2026.01.02 09:37:51 | 276 | US100.pro | sell | out | 0.001 | 25683.6 | 276 | 0.00 | 0.00 | 1.22 | 11 874.14 | sl 25683.6 |
| 2026.01.02 09:37:51 | 277 | US100.pro | sell | out | 0.01 | 25683.6 | 277 | 0.00 | 0.00 | 11.38 | 11 885.52 | sl 25683.6 |
| 2026.01.06 05:20:00 | 278 | US100.pro | buy | in | 0.001 | 25637.7 | 278 | 0.00 | 0.00 | 0.00 | 11 885.52 | Smart DI BUY |
| 2026.01.06 06:00:00 | 279 | US100.pro | buy | in | 0.01 | 25647.2 | 279 | 0.00 | 0.00 | 0.00 | 11 885.52 | Smart DI BUY |

| | | | | | | | | | | | | |
|---------------------|-----|-----------|------|-----|-------|---------|-----|-------------|-------------|-----------------|------------------|---------------|
| 2026.01.06 16:11:12 | 280 | US100.pro | sell | out | 0.001 | 25730.6 | 280 | 0.00 | 0.00 | 1.86 | 11 887.38 | sl 25730.8 |
| 2026.01.06 16:11:12 | 281 | US100.pro | sell | out | 0.01 | 25730.6 | 281 | 0.00 | 0.00 | 16.68 | 11 904.06 | sl 25730.8 |
| 2026.02.02 04:45:00 | 282 | US100.pro | sell | in | 0.001 | 25298.0 | 282 | 0.00 | 0.00 | 0.00 | 11 904.06 | Smart DI SELL |
| 2026.02.02 04:46:00 | 283 | US100.pro | sell | in | 0.01 | 25292.5 | 283 | 0.00 | 0.00 | 0.00 | 11 904.06 | MTF SELL |
| 2026.02.02 05:16:34 | 284 | US100.pro | buy | out | 0.001 | 25283.1 | 284 | 0.00 | 0.00 | 0.30 | 11 904.36 | sl 25282.5 |
| 2026.02.02 05:16:34 | 285 | US100.pro | buy | out | 0.01 | 25283.1 | 285 | 0.00 | 0.00 | 1.88 | 11 906.24 | sl 25282.5 |
| 2026.03.24 08:15:00 | 286 | US100.pro | buy | in | 0.001 | 24483.8 | 286 | 0.00 | 0.00 | 0.00 | 11 906.24 | Smart DI BUY |
| 2026.03.24 08:16:00 | 287 | US100.pro | buy | in | 0.01 | 24492.9 | 287 | 0.00 | 0.00 | 0.00 | 11 906.24 | MTF BUY |
| 2026.03.24 21:27:36 | 288 | US100.pro | sell | out | 0.01 | 24492.3 | 288 | 0.00 | 0.00 | -0.12 | 11 906.12 | sl 24493.1 |
| 2026.03.24 21:27:44 | 289 | US100.pro | sell | out | 0.001 | 24483.8 | 289 | 0.00 | 0.00 | 0.00 | 11 906.12 | sl 24484.0 |
| 2026.03.26 06:50:00 | 290 | US100.pro | sell | in | 0.001 | 24271.3 | 290 | 0.00 | 0.00 | 0.00 | 11 906.12 | Smart DI SELL |
| 2026.03.26 06:51:00 | 291 | US100.pro | sell | in | 0.01 | 24266.8 | 291 | 0.00 | 0.00 | 0.00 | 11 906.12 | MTF SELL |
| 2026.03.26 08:22:28 | 292 | US100.pro | buy | out | 0.01 | 24266.8 | 292 | 0.00 | 0.00 | 0.00 | 11 906.12 | sl 24266.6 |
| 2026.03.26 08:22:56 | 293 | US100.pro | buy | out | 0.001 | 24271.8 | 293 | 0.00 | 0.00 | -0.01 | 11 906.11 | sl 24271.1 |
| 2026.04.01 14:00:00 | 294 | US100.pro | buy | in | 0.001 | 24190.5 | 294 | 0.00 | 0.00 | 0.00 | 11 906.11 | Smart DI BUY |
| 2026.04.01 14:01:00 | 295 | US100.pro | buy | in | 0.01 | 24192.1 | 295 | 0.00 | 0.00 | 0.00 | 11 906.11 | MTF BUY |
| 2026.04.01 17:17:42 | 296 | US100.pro | sell | out | 0.001 | 24258.1 | 296 | 0.00 | 0.00 | 1.35 | 11 907.46 | sl 24258.9 |
| 2026.04.01 17:17:42 | 297 | US100.pro | sell | out | 0.01 | 24258.1 | 297 | 0.00 | 0.00 | 13.20 | 11 920.66 | sl 24258.9 |
| 2026.04.13 16:00:00 | 298 | US100.pro | buy | in | 0.001 | 25308.1 | 298 | 0.00 | 0.00 | 0.00 | 11 920.66 | Smart DI BUY |
| 2026.04.13 18:30:00 | 299 | US100.pro | buy | in | 0.01 | 25385.5 | 299 | 0.00 | 0.00 | 0.00 | 11 920.66 | Smart DI BUY |
| 2026.04.13 18:42:03 | 300 | US100.pro | sell | out | 0.001 | 25351.3 | 300 | 0.00 | 0.00 | 0.86 | 11 921.52 | sl 25351.6 |
| 2026.04.13 19:37:00 | 301 | US100.pro | sell | out | 0.01 | 25419.4 | 301 | 0.00 | 0.00 | 6.78 | 11 928.30 | sl 25419.4 |
| 2026.04.17 12:10:00 | 302 | US100.pro | buy | in | 0.001 | 26543.3 | 302 | 0.00 | 0.00 | 0.00 | 11 928.30 | Smart DI BUY |
| 2026.04.17 14:22:04 | 303 | US100.pro | sell | out | 0.001 | 26583.0 | 303 | 0.00 | 0.00 | 0.79 | 11 929.09 | sl 26583.5 |
| | | | | | | | | 0.00 | 0.00 | 1 929.09 | 11 929.09 | |