

Strategy Tester Report

OANDATMS-MT5 (Build 5800)

Settings

Expert: **AHS_Main**
Symbol: **US100.pro**
Period: **M15 (2026.01.01 - 2026.04.19)**
Inputs: **input group #1=**
 Inp_MagicNumber=7000001
 Inp_MaxTotalPositions=6
 Inp_Cooldown_Seconds=60
 Inp_Manage_Manual_Trades=true
input group #2=
 Inp_Capital_Mode=0
 Inp_WeeklyCompound_Enable=true
 Inp_Compound_Freq=0
 Inp_Fixed_Capital_Amount=10000.0
 InpMaxTotalMarginPercent=100.0
 Inp_Risk_Percent_Per_Trade=20
 Inp_Pyramid_Multiplier=4
 Inp_Pyramid_Max_Lots=2.0
 Inp_Pyramid_OnlyProfitable=true
input group #3=
 Inp_Daily_Loss_HardLimit=4
 Inp_Drawdown_FreezeLimit=0.5
 Inp_Daily_Target_Profit=15
input group #4=
 Inp_Equity_TSL_Trigger=5
 Inp_Equity_TSL_Buffer=0.2
input group #5=
 Inp_Virtual_SL_Percent=2
input group #6=
 Inp_Hours_Monday=00:00-22:00
 Inp_Hours_Tuesday=00:00-22:00
 Inp_Hours_Wednesday=00:00-22:00
 Inp_Hours_Thursday=00:00-22:00
 Inp_Hours_Friday=00:00-05:00
input group #7=
 Inp_EOD_Enable=true
 Inp_EOD_Time_Friday=21:39

Inp_EOD_Time_OtherDays=22:29
input group #8=
Inp_News_Filter_Enable=true
Inp_News_Mins_Before=30
Inp_News_Mins_After=12
Inp_News_Block_High=true
Inp_News_Block_Mid=true
input group #9=
Inp_Muzzle_Enable=true
Inp_Muzzle_Min_Candle_Body=150
Inp_Muzzle_CCI_Block_Level=130.0
Inp_Muzzle_Channel_Points_Up=5000
Inp_Muzzle_Channel_Points_Down=0
input group #10=
Inp_Impulse_TF=1
Inp_Impulse_Enable=true
Inp_Impulse_Velocity=0.005
Inp_Impulse_RangeMult=2.0
Inp_Impulse_ATRMult=2.0
Inp_Impulse_VolMult=1.5
Inp_Impulse_AvgPeriod=20
Inp_Impulse_Cooldown_Mins=15
Inp_Impulse_Min_Range_Points=50
input group #11=
Inp_Channel_Enable=true
Inp_Channel_Update_Hours=6
Inp_Channel_Points_Up=20000
Inp_Channel_Points_Down=5000
input group #12=
Inp_Macro_TF=16385
Inp_Macro_Enable=true
Inp_Macro_Min_Alignment_Percent=70
Inp_Macro_Use_AAPL=true
Inp_Macro_Sym_AAPL=AAPL_CFD.US
Inp_Macro_Weight_AAPL=8.0
Inp_Macro_Use_MSFT=true
Inp_Macro_Sym_MSFT=MSFT_CFD.US
Inp_Macro_Weight_MSFT=8.0
Inp_Macro_Use_NVDA=true
Inp_Macro_Sym_NVDA=NVDA_CFD.US
Inp_Macro_Weight_NVDA=8.0
Inp_Macro_Use_AMZN=true

Inp_Macro_Sym_AMZN=AMZN_CFD.US
Inp_Macro_Weight_AMZN=5.0
Inp_Macro_Use_META=true
Inp_Macro_Sym_META=META_CFD.US
Inp_Macro_Weight_META=5.0
Inp_Macro_Use_GOOGL=true
Inp_Macro_Sym_GOOGL=GOOGL_CFD.US
Inp_Macro_Weight_GOOGL=5.0
Inp_Macro_Use_TSLA=true
Inp_Macro_Sym_TSLA=TSLA_CFD.US
Inp_Macro_Weight_TSLA=4.0
Inp_Macro_Use_AVGO=true
Inp_Macro_Sym_AVGO=AVGO_CFD.US
Inp_Macro_Weight_AVGO=4.0
Inp_Macro_Use_COST=true
Inp_Macro_Sym_COST=COST_CFD.US
Inp_Macro_Weight_COST=3.0
Inp_Macro_Use_NFLX=true
Inp_Macro_Sym_NFLX=NFLX_CFD.US
Inp_Macro_Weight_NFLX=2.0
Inp_Macro_Use_PEP=true
Inp_Macro_Sym_PEP=PEP_CFD.US
Inp_Macro_Weight_PEP=2.0
Inp_Macro_Use_CSCO=true
Inp_Macro_Sym_CSCO=CSCO_CFD.US
Inp_Macro_Weight_CSCO=2.0
Inp_Macro_Use_TMUS=true
Inp_Macro_Sym_TMUS=TMUS_CFD.US
Inp_Macro_Weight_TMUS=2.0
Inp_Macro_Use_ADBE=true
Inp_Macro_Sym_ADBE=ADBE_CFD.US
Inp_Macro_Weight_ADBE=1.0
Inp_Macro_Use_AMD=true
Inp_Macro_Sym_AMD=AMD_CFD.US
Inp_Macro_Weight_AMD=1.0
Inp_Macro_Use_BTC=true
Inp_Macro_Sym_BTC=BTCUSD
Inp_Macro_Weight_BTC=10.0
Inp_Macro_Use_GOLD=true
Inp_Macro_Sym_GOLD=GOLD.pro
Inp_Macro_Weight_GOLD=10.0
Inp_Macro_Use_EURUSD=true

Inp_Macro_Sym_EURUSD=EURUSD.pro
Inp_Macro_Weight_EURUSD=10.0
Inp_Macro_Use_AUDJPY=true
Inp_Macro_Sym_AUDJPY=AUDJPY.pro
Inp_Macro_Weight_AUDJPY=10.0
input group #13=
Inp_Block_Enable=true
Inp_Block_TF=15
Inp_Block_RSI_Max=85
Inp_Block_RSI_Min=15
Inp_Block_CCI_Level=350
input group #14=
Inp_Filter_Enable=false
Inp_Filter_TF=5
Inp_Filter_ATR_Period=5
Inp_Filter_MinATR_Night=5.0
Inp_Filter_MinATR_Day=14.0
Inp_Filter_Min_ADX=25.0
Inp_Filter_ADX_Period=14
Inp_Filter_Min_Vol_Ratio=0.1
input group #15=
Inp_MTF_Filter_Enable=false
Inp_MTF_TF1=5
Inp_MTF_TF2=15
Inp_MTF_TF3=30
Inp_MTF_TF4=16385
Inp_MTF_Min_Score=2
input group #16=
Inp_E_ADX_TF=15
Inp_E_Use_ADX_MA_Filter=true
Inp_E_ADX_Period=14
Inp_E_ADX_MA_MinLevel=30.0
Inp_E_ADX_DI_MinLevel=20
Inp_E_ADX_DI_Diff=20
Inp_E_ADX_BlockOnFallingDiff=true
Inp_E_ADX_FallingDiff_Tolerance=5.0
Inp_E_MA_Trend_Period=50
Inp_E_MA_Trend_Method=1
Inp_E_MA_Shift_Delta=5
input group #17=
Inp_Filter_3Candles_TF=5
Inp_Filter_3Candles_Enable=true

Inp_Filter_3Candles_MinBody=1
input group #18=
Inp_ManualBox_Enable=false
Inp_ManualBox_Upper=21500.0
Inp_ManualBox_Lower=19000.0
Inp_WeeklyFilter_TF=49153
Inp_WeeklyFilter_Enable=true
Inp_Fibo_TF=16408
Inp_FiboFilter_Enable=true
input group #19=
Inp_Strat_TF=15
Inp_Strat_ADX_Period=14
Inp_Strat_Min_DI_Diff=20.0
Inp_Strat_Max_Opposite_DI=25.0
Inp_Strat_Min_Candle_Body=2
input group #20=
Inp_Hard_SL_Points=3000
Inp_Hard_TP_Points=4000
input group #21=
Inp_NegBE_Enable=false
Inp_NegBE_Trigger_Points=5000
Inp_NegBE_Level_Points=-3000
input group #22=
Inp_HardBE_Enable=true
Inp_HardBE_Trigger_Points=200
Inp_HardBE_Level_Points=100
input group #23=
Inp_E_BB_TSL_TF=1
Inp_E_UseTSL_BB=true
Inp_E_ProfitToActivateBB=1500
Inp_E_BB_TSL_Period=20
Inp_E_BB_TSL_Deviation=1.9
Inp_E_BB_TSL_Floor_Points=2
input group #24=
Inp_E_BB_TP_TF=1
Inp_E_UseDynamicTP=true
Inp_E_TP_Extension_Points=500
Inp_E_BB_TP_Period=20
Inp_E_BB_TP_Deviation=10.0
input group #25=
Inp_E_UseProfitLock=true
Inp_E_PL_Trigger_Points=500

Inp_E_PL_TSL_Points=200
input group #26=
InpPanelHeaderFontSize=10
InpPanelContentFontSize=9
InpShowPositionsOnPanel=true

Company: **OANDA TMS Brokers S.A.**

Currency: **USD**

Initial Deposit: **10 000.00**

Leverage: **1:100**

Results

History Quality: **100% real ticks**

Bars: **6880**

Total Net Profit: **425.42**

Gross Profit: **652.50**

Gross Loss: **-227.08**

Profit Factor: **2.87**

Recovery Factor: **1.20**

AHPR: **1.0016 (0.16%)**

GHPR: **1.0016 (0.16%)**

Total Trades: **26**

Total Deals: **52**

Ticks: **72416320**

Balance Drawdown Absolute: **0.00**

Balance Drawdown Maximal: **200.03 (1.91%)**

Balance Drawdown Relative: **1.91% (200.03)**

Expected Payoff: **16.36**

Sharpe Ratio: **10.10**

LR Correlation: **0.78**

LR Standard Error: **107.76**

Short Trades (won %): **9 (100.00%)**

Profit Trades (% of total): **24 (92.31%)**

Largest profit trade: **286.68**

Average profit trade: **27.19**

Maximum consecutive wins (\$): **14 (490.20)**

Maximal consecutive profit (count): **490.20 (14)**

Average consecutive wins: **8**

Symbols: **1**

Equity Drawdown Absolute: **19.26**

Equity Drawdown Maximal: **354.09 (3.35%)**

Equity Drawdown Relative: **3.35% (354.09)**

Margin Level: **462.96%**

Z-Score: **1.28 (79.95%)**

OnTester result: **0**

Long Trades (won %): **17 (88.24%)**

Loss Trades (% of total): **2 (7.69%)**

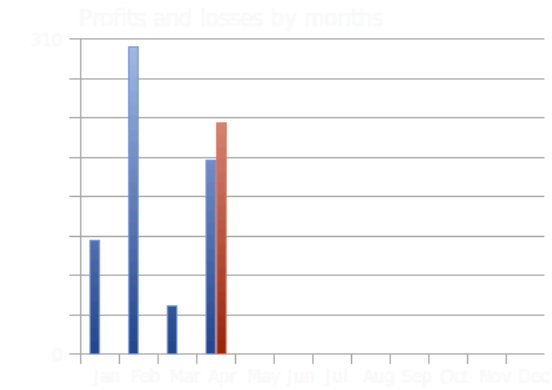
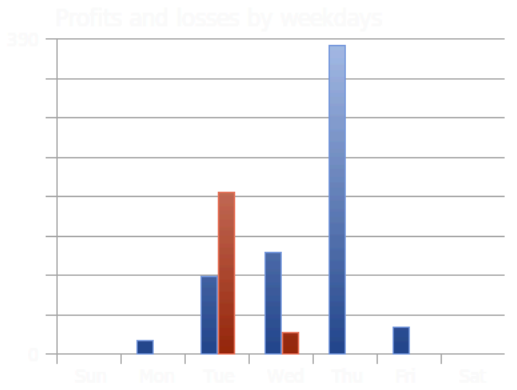
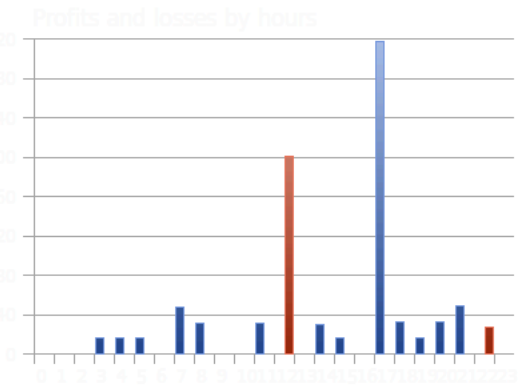
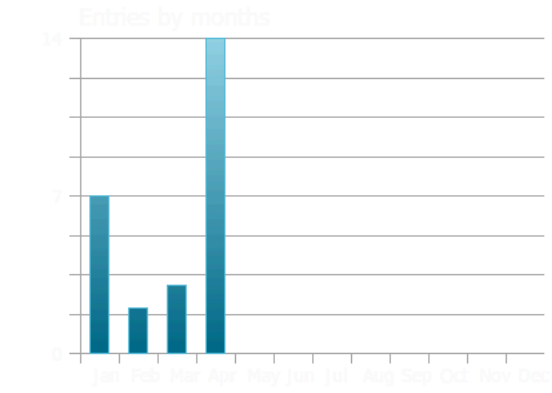
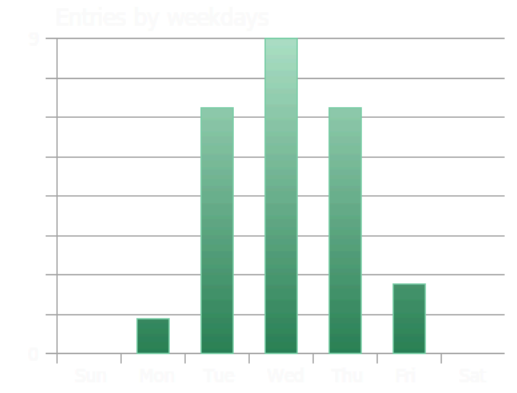
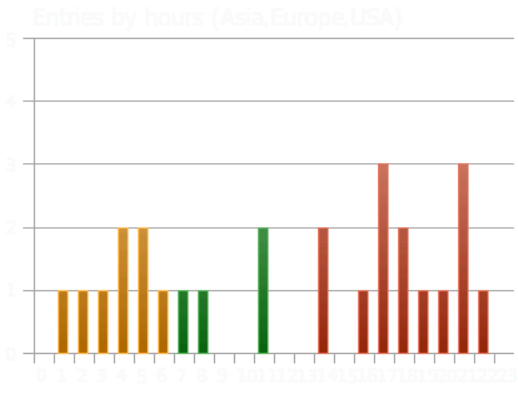
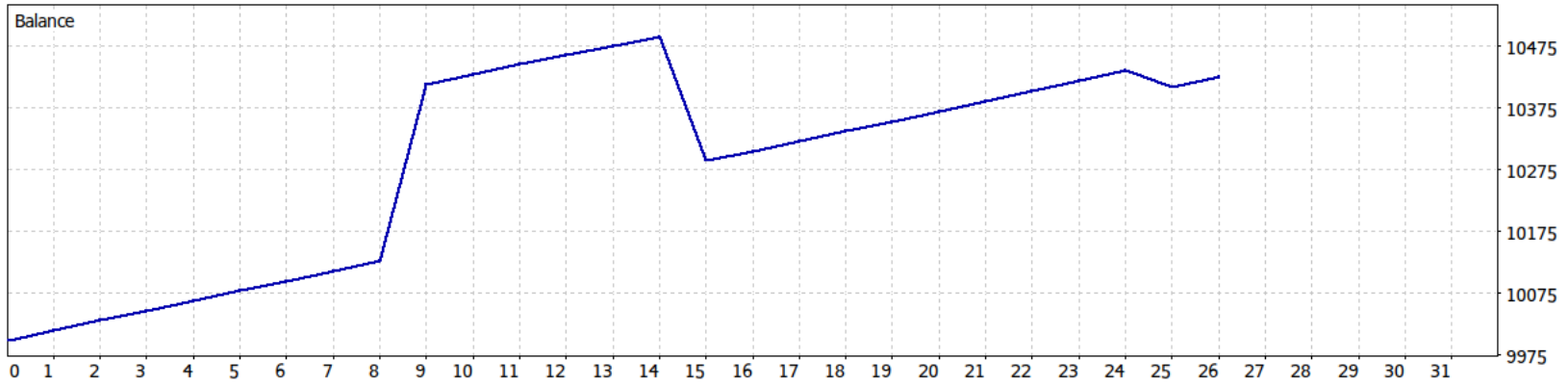
Largest loss trade: **-200.03**

Average loss trade: **-113.54**

Maximum consecutive losses (\$): **1 (-200.03)**

Maximal consecutive loss (count): **-200.03 (1)**

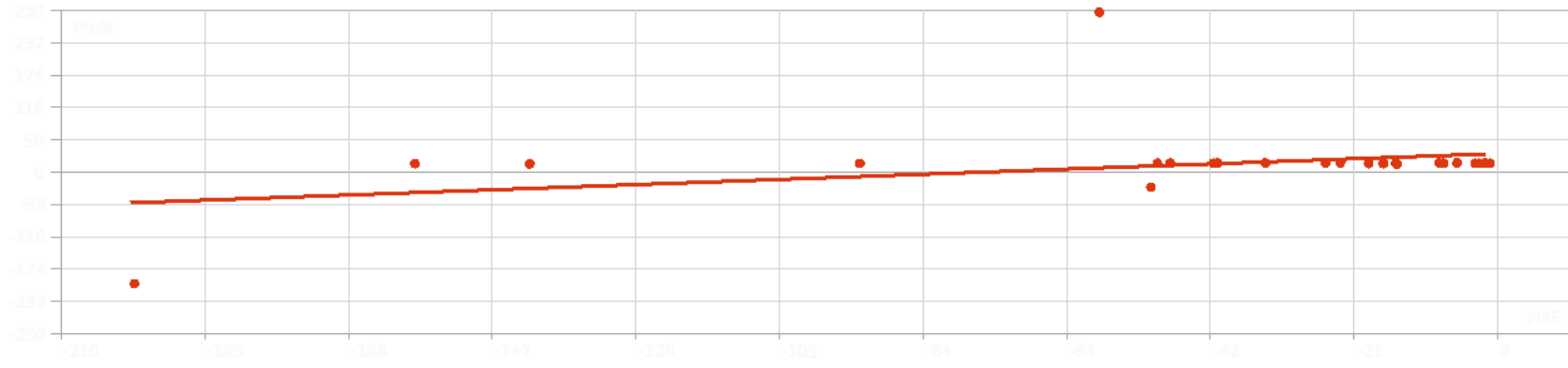
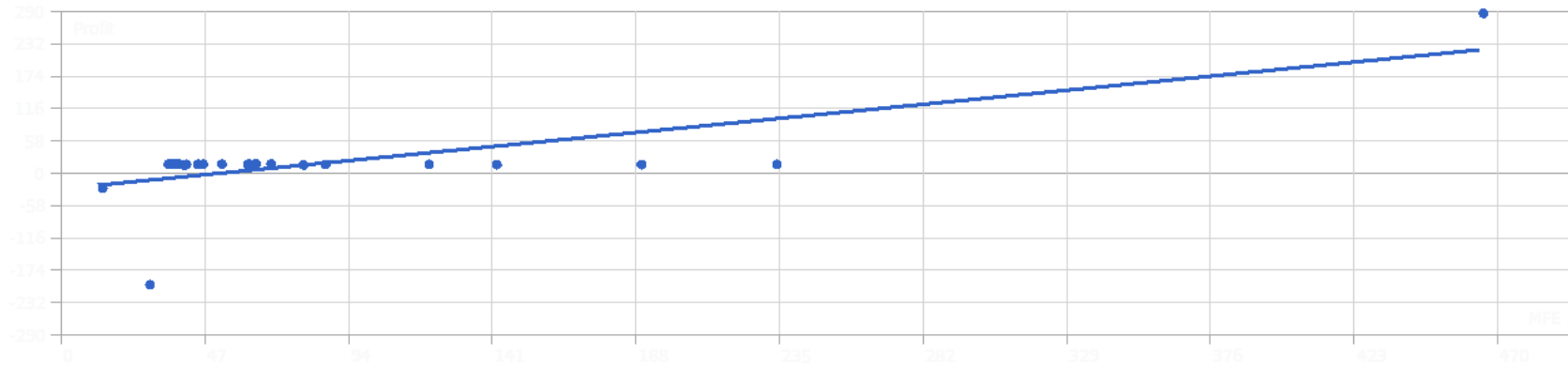
Average consecutive losses: **1**



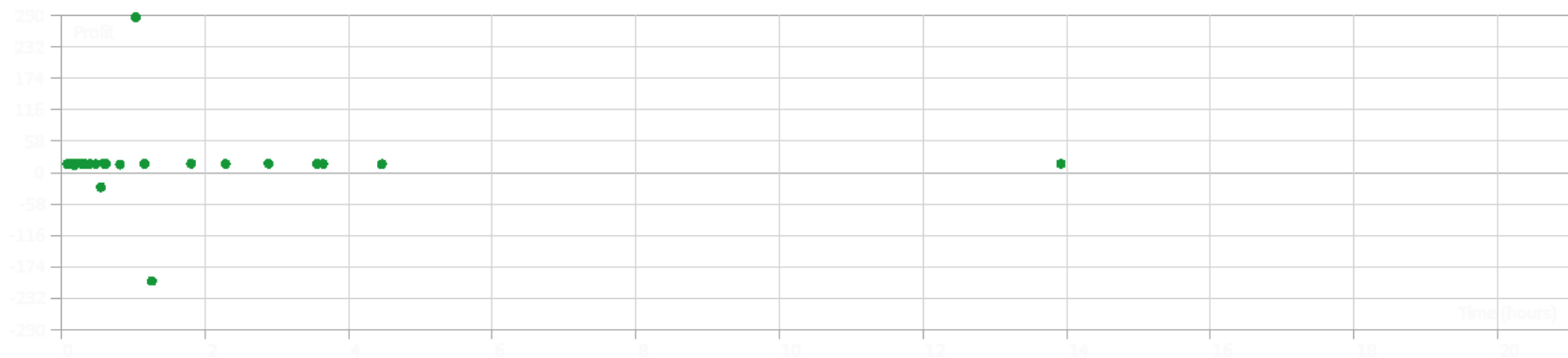
Correlation (Profits,MFE): 0.72

Correlation (Profits,MAE): 0.33

Correlation (MFE,MAE): -0.0974



Minimal position holding time: **0:00:56** Maximal position holding time: **13:51:04** Average position holding time: **1:31:43**



Orders

Open Time	Order	Symbol	Type	Volume	Price	S / L	T / P	Time	State	Comment
2026.01.02 05:00:00	2	US100.pro	buy	0.083 / 0.083	0.0	25326.7	26026.7	2026.01.02 05:00:00	filled	Smart DI BUY
2026.01.02 07:49:02	3	US100.pro	sell	0.083 / 0.083	0.0			2026.01.02 07:49:02	filled	sl 25636.7
2026.01.06 05:15:01	4	US100.pro	buy	0.083 / 0.083	0.0	25337.3	26037.3	2026.01.06 05:15:01	filled	Smart DI BUY
2026.01.06 08:44:30	5	US100.pro	sell	0.083 / 0.083	0.0			2026.01.06 08:44:30	filled	sl 25647.3
2026.01.08 04:00:00	6	US100.pro	sell	0.083 / 0.083	0.0	26085.3	25385.3	2026.01.08 04:00:00	filled	Smart DI SELL
2026.01.08 08:23:39	7	US100.pro	buy	0.083 / 0.083	0.0			2026.01.08 08:23:39	filled	sl 25775.3
2026.01.15 21:00:00	8	US100.pro	sell	0.083 / 0.083	0.0	26056.2	25356.2	2026.01.15 21:00:00	filled	Smart DI SELL
2026.01.15 21:00:56	9	US100.pro	buy	0.083 / 0.083	0.0			2026.01.15 21:00:56	filled	sl 25746.2
2026.01.20 19:30:00	10	US100.pro	sell	0.083 / 0.083	0.0	25547.2	24847.2	2026.01.20 19:30:00	filled	Smart DI SELL
2026.01.20 19:35:25	11	US100.pro	buy	0.083 / 0.083	0.0			2026.01.20 19:35:25	filled	sl 25237.2
2026.01.20 20:30:00	12	US100.pro	sell	0.083 / 0.083	0.0	25460.7	24760.7	2026.01.20 20:30:00	filled	Smart DI SELL
2026.01.20 20:33:02	13	US100.pro	buy	0.083 / 0.083	0.0			2026.01.20 20:33:02	filled	sl 25150.7
2026.01.28 01:45:00	14	US100.pro	buy	0.083 / 0.083	0.0	25908.0	26608.0	2026.01.28 01:45:00	filled	Smart DI BUY
2026.01.28 15:36:04	15	US100.pro	sell	0.083 / 0.083	0.0			2026.01.28 15:36:04	filled	sl 26218.0
2026.02.02 04:45:00	16	US100.pro	sell	0.083 / 0.083	0.0	25598.0	24898.0	2026.02.02 04:45:00	filled	Smart DI SELL
2026.02.02 04:47:08	17	US100.pro	buy	0.083 / 0.083	0.0			2026.02.02 04:47:08	filled	sl 25288.0
2026.02.12 16:45:00	18	US100.pro	sell	0.083 / 0.083	0.0	25386.1	24686.1	2026.02.12 16:45:00	filled	Smart DI SELL
2026.02.12 17:43:05	19	US100.pro	buy	0.083 / 0.083	0.0			2026.02.12 17:43:05	filled	sl 24912.4
2026.03.03 11:00:00	20	US100.pro	sell	0.083 / 0.083	0.0	24753.8	24053.8	2026.03.03 11:00:00	filled	Smart DI SELL
2026.03.03 11:12:39	21	US100.pro	buy	0.083 / 0.083	0.0			2026.03.03 11:12:39	filled	sl 24443.8
2026.03.19 14:15:00	22	US100.pro	sell	0.083 / 0.083	0.0	24712.8	24012.8	2026.03.19 14:15:00	filled	Smart DI SELL
2026.03.19 14:39:28	23	US100.pro	buy	0.083 / 0.083	0.0			2026.03.19 14:39:28	filled	sl 24402.8
2026.03.26 07:00:00	24	US100.pro	sell	0.083 / 0.083	0.0	24554.8	23854.8	2026.03.26 07:00:00	filled	Smart DI SELL
2026.03.26 07:19:42	25	US100.pro	buy	0.083 / 0.083	0.0			2026.03.26 07:19:42	filled	sl 24244.8
2026.04.01 14:00:00	26	US100.pro	buy	0.083 / 0.083	0.0	23890.5	24590.5	2026.04.01 14:00:00	filled	Smart DI BUY
2026.04.01 14:44:58	27	US100.pro	sell	0.083 / 0.083	0.0			2026.04.01 14:44:58	filled	sl 24200.5
2026.04.01 17:00:00	28	US100.pro	buy	0.083 / 0.083	0.0	23960.8	24660.8	2026.04.01 17:00:00	filled	Smart DI BUY
2026.04.01 17:06:51	29	US100.pro	sell	0.083 / 0.083	0.0			2026.04.01 17:06:51	filled	sl 24270.8
2026.04.07 11:30:00	30	US100.pro	buy	0.083 / 0.083	0.0	24103.5	24803.5	2026.04.07 11:30:00	filled	Smart DI BUY
2026.04.07 12:41:31	31	US100.pro	sell	0.083 / 0.083	0.0			2026.04.07 12:41:31	filled	
2026.04.08 06:30:00	32	US100.pro	buy	0.081 / 0.081	0.0	24848.1	25548.1	2026.04.08 06:30:00	filled	Smart DI BUY
2026.04.08 07:35:23	33	US100.pro	sell	0.081 / 0.081	0.0			2026.04.08 07:35:23	filled	sl 25158.1
2026.04.08 08:00:00	34	US100.pro	buy	0.081 / 0.081	0.0	24892.1	25592.1	2026.04.08 08:00:00	filled	Smart DI BUY
2026.04.08 11:34:32	35	US100.pro	sell	0.081 / 0.081	0.0			2026.04.08 11:34:32	filled	sl 25202.1
2026.04.09 18:00:00	36	US100.pro	buy	0.081 / 0.081	0.0	24890.2	25590.2	2026.04.09 18:00:00	filled	Smart DI BUY
2026.04.09 18:33:04	37	US100.pro	sell	0.081 / 0.081	0.0			2026.04.09 18:33:04	filled	sl 25200.2
2026.04.10 03:30:00	38	US100.pro	buy	0.082 / 0.082	0.0	24979.5	25679.5	2026.04.10 03:30:00	filled	Smart DI BUY
2026.04.10 05:43:02	39	US100.pro	sell	0.082 / 0.082	0.0			2026.04.10 05:43:02	filled	sl 25289.5
2026.04.14 17:45:00	40	US100.pro	buy	0.083 / 0.083	0.0	25563.3	26263.3	2026.04.14 17:45:00	filled	Smart DI BUY
2026.04.14 18:00:00	41	US100.pro	sell	0.083 / 0.083	0.0			2026.04.14 18:00:00	filled	sl 25873.3

2026.04.14 18:30:00	42	US100.pro	buy	0.083 / 0.083	0.0	25628.1	26328.1	2026.04.14 18:30:00	filled	Smart DI BUY
2026.04.14 20:14:25	43	US100.pro	sell	0.083 / 0.083	0.0			2026.04.14 20:14:25	filled	sl 25938.1
2026.04.15 17:00:00	44	US100.pro	buy	0.083 / 0.083	0.0	25863.6	26563.6	2026.04.15 17:00:00	filled	Smart DI BUY
2026.04.15 17:31:28	45	US100.pro	sell	0.083 / 0.083	0.0			2026.04.15 17:31:28	filled	sl 26173.6
2026.04.15 21:00:00	46	US100.pro	buy	0.083 / 0.083	0.0	26003.8	26703.8	2026.04.15 21:00:00	filled	Smart DI BUY
2026.04.15 21:12:19	47	US100.pro	sell	0.083 / 0.083	0.0			2026.04.15 21:12:19	filled	sl 26313.8
2026.04.15 21:30:00	48	US100.pro	buy	0.083 / 0.083	0.0	26037.0	26737.0	2026.04.15 21:30:00	filled	Smart DI BUY
2026.04.15 21:38:30	49	US100.pro	sell	0.083 / 0.083	0.0			2026.04.15 21:38:30	filled	sl 26347.0
2026.04.15 22:00:00	50	US100.pro	buy	0.084 / 0.084	0.0	26063.8	26763.8	2026.04.15 22:00:00	filled	Smart DI BUY
2026.04.15 22:29:00	51	US100.pro	sell	0.084 / 0.084	0.0			2026.04.15 22:29:00	filled	
2026.04.16 02:45:00	52	US100.pro	buy	0.083 / 0.083	0.0	26123.0	26823.0	2026.04.16 02:45:00	filled	Smart DI BUY
2026.04.16 03:00:05	53	US100.pro	sell	0.083 / 0.083	0.0			2026.04.16 03:00:05	filled	sl 26433.0

Deals

Time	Deal	Symbol	Type	Direction	Volume	Price	Order	Commission	Swap	Profit	Balance	Comment
2026.01.01 00:00:00	1		balance					0.00	0.00	10 000.00	10 000.00	
2026.01.02 05:00:00	2	US100.pro	buy	in	0.083	25626.7	2	0.00	0.00	0.00	10 000.00	Smart DI BUY
2026.01.02 07:49:02	3	US100.pro	sell	out	0.083	25636.6	3	0.00	0.00	16.43	10 016.43	sl 25636.7
2026.01.06 05:15:01	4	US100.pro	buy	in	0.083	25637.3	4	0.00	0.00	0.00	10 016.43	Smart DI BUY
2026.01.06 08:44:30	5	US100.pro	sell	out	0.083	25647.0	5	0.00	0.00	16.10	10 032.53	sl 25647.3
2026.01.08 04:00:00	6	US100.pro	sell	in	0.083	25785.3	6	0.00	0.00	0.00	10 032.53	Smart DI SELL
2026.01.08 08:23:39	7	US100.pro	buy	out	0.083	25776.0	7	0.00	0.00	15.44	10 047.97	sl 25775.3
2026.01.15 21:00:00	8	US100.pro	sell	in	0.083	25756.2	8	0.00	0.00	0.00	10 047.97	Smart DI SELL
2026.01.15 21:00:56	9	US100.pro	buy	out	0.083	25746.6	9	0.00	0.00	15.94	10 063.91	sl 25746.2
2026.01.20 19:30:00	10	US100.pro	sell	in	0.083	25247.2	10	0.00	0.00	0.00	10 063.91	Smart DI SELL
2026.01.20 19:35:25	11	US100.pro	buy	out	0.083	25237.6	11	0.00	0.00	15.94	10 079.85	sl 25237.2
2026.01.20 20:30:00	12	US100.pro	sell	in	0.083	25160.7	12	0.00	0.00	0.00	10 079.85	Smart DI SELL
2026.01.20 20:33:02	13	US100.pro	buy	out	0.083	25151.2	13	0.00	0.00	15.77	10 095.62	sl 25150.7
2026.01.28 01:45:00	14	US100.pro	buy	in	0.083	26208.0	14	0.00	0.00	0.00	10 095.62	Smart DI BUY
2026.01.28 15:36:04	15	US100.pro	sell	out	0.083	26217.7	15	0.00	0.00	16.10	10 111.72	sl 26218.0
2026.02.02 04:45:00	16	US100.pro	sell	in	0.083	25298.0	16	0.00	0.00	0.00	10 111.72	Smart DI SELL
2026.02.02 04:47:08	17	US100.pro	buy	out	0.083	25288.4	17	0.00	0.00	15.94	10 127.66	sl 25288.0
2026.02.12 16:45:00	18	US100.pro	sell	in	0.083	25086.1	18	0.00	0.00	0.00	10 127.66	Smart DI SELL
2026.02.12 17:43:05	19	US100.pro	buy	out	0.083	24913.4	19	0.00	0.00	286.68	10 414.34	sl 24912.4
2026.03.03 11:00:00	20	US100.pro	sell	in	0.083	24453.8	20	0.00	0.00	0.00	10 414.34	Smart DI SELL
2026.03.03 11:12:39	21	US100.pro	buy	out	0.083	24444.1	21	0.00	0.00	16.10	10 430.44	sl 24443.8
2026.03.19 14:15:00	22	US100.pro	sell	in	0.083	24412.8	22	0.00	0.00	0.00	10 430.44	Smart DI SELL
2026.03.19 14:39:28	23	US100.pro	buy	out	0.083	24403.5	23	0.00	0.00	15.44	10 445.88	sl 24402.8
2026.03.26 07:00:00	24	US100.pro	sell	in	0.083	24254.8	24	0.00	0.00	0.00	10 445.88	Smart DI SELL
2026.03.26 07:19:42	25	US100.pro	buy	out	0.083	24245.4	25	0.00	0.00	15.60	10 461.48	sl 24244.8

2026.04.01 14:00:00	26	US100.pro	buy	in	0.083	24190.5	26	0.00	0.00	0.00	10 461.48	Smart DI BUY
2026.04.01 14:44:58	27	US100.pro	sell	out	0.083	24199.5	27	0.00	0.00	14.94	10 476.42	sl 24200.5
2026.04.01 17:00:00	28	US100.pro	buy	in	0.083	24260.8	28	0.00	0.00	0.00	10 476.42	Smart DI BUY
2026.04.01 17:06:51	29	US100.pro	sell	out	0.083	24269.1	29	0.00	0.00	13.78	10 490.20	sl 24270.8
2026.04.07 11:30:00	30	US100.pro	buy	in	0.083	24403.5	30	0.00	0.00	0.00	10 490.20	Smart DI BUY
2026.04.07 12:41:31	31	US100.pro	sell	out	0.083	24283.0	31	0.00	0.00	-200.03	10 290.17	
2026.04.08 06:30:00	32	US100.pro	buy	in	0.081	25148.1	32	0.00	0.00	0.00	10 290.17	Smart DI BUY
2026.04.08 07:35:23	33	US100.pro	sell	out	0.081	25158.0	33	0.00	0.00	16.04	10 306.21	sl 25158.1
2026.04.08 08:00:00	34	US100.pro	buy	in	0.081	25192.1	34	0.00	0.00	0.00	10 306.21	Smart DI BUY
2026.04.08 11:34:32	35	US100.pro	sell	out	0.081	25201.8	35	0.00	0.00	15.71	10 321.92	sl 25202.1
2026.04.09 18:00:00	36	US100.pro	buy	in	0.081	25190.2	36	0.00	0.00	0.00	10 321.92	Smart DI BUY
2026.04.09 18:33:04	37	US100.pro	sell	out	0.081	25200.1	37	0.00	0.00	16.04	10 337.96	sl 25200.2
2026.04.10 03:30:00	38	US100.pro	buy	in	0.082	25279.5	38	0.00	0.00	0.00	10 337.96	Smart DI BUY
2026.04.10 05:43:02	39	US100.pro	sell	out	0.082	25289.2	39	0.00	0.00	15.91	10 353.87	sl 25289.5
2026.04.14 17:45:00	40	US100.pro	buy	in	0.083	25863.3	40	0.00	0.00	0.00	10 353.87	Smart DI BUY
2026.04.14 18:00:00	41	US100.pro	sell	out	0.083	25873.0	41	0.00	0.00	16.10	10 369.97	sl 25873.3
2026.04.14 18:30:00	42	US100.pro	buy	in	0.083	25928.1	42	0.00	0.00	0.00	10 369.97	Smart DI BUY
2026.04.14 20:14:25	43	US100.pro	sell	out	0.083	25938.0	43	0.00	0.00	16.43	10 386.40	sl 25938.1
2026.04.15 17:00:00	44	US100.pro	buy	in	0.083	26163.6	44	0.00	0.00	0.00	10 386.40	Smart DI BUY
2026.04.15 17:31:28	45	US100.pro	sell	out	0.083	26173.6	45	0.00	0.00	16.60	10 403.00	sl 26173.6
2026.04.15 21:00:00	46	US100.pro	buy	in	0.083	26303.8	46	0.00	0.00	0.00	10 403.00	Smart DI BUY
2026.04.15 21:12:19	47	US100.pro	sell	out	0.083	26313.6	47	0.00	0.00	16.27	10 419.27	sl 26313.8
2026.04.15 21:30:00	48	US100.pro	buy	in	0.083	26337.0	48	0.00	0.00	0.00	10 419.27	Smart DI BUY
2026.04.15 21:38:30	49	US100.pro	sell	out	0.083	26347.0	49	0.00	0.00	16.60	10 435.87	sl 26347.0
2026.04.15 22:00:00	50	US100.pro	buy	in	0.084	26363.8	50	0.00	0.00	0.00	10 435.87	Smart DI BUY
2026.04.15 22:29:00	51	US100.pro	sell	out	0.084	26347.7	51	0.00	0.00	-27.05	10 408.82	
2026.04.16 02:45:00	52	US100.pro	buy	in	0.083	26423.0	52	0.00	0.00	0.00	10 408.82	Smart DI BUY
2026.04.16 03:00:05	53	US100.pro	sell	out	0.083	26433.0	53	0.00	0.00	16.60	10 425.42	sl 26433.0
								0.00	0.00	425.42	10 425.42	